



2020-2021 IUPUI BASKETBALL GAME NOTES

IUPUI

SCHEDULE/RESULTS

(5-8, 4-8 HORIZON)

Date	Opponent	Result/Time
Dec. 12	Tennessee State (ESPN3)	W, 69-66
Jan. 1	*Cleveland State (ESPN+)	L, 62-65
Jan. 2	*Cleveland State (ESPN+)	L, 49-59
Jan. 8	*at Milwaukee (ESPN3)	L, 70-94
Jan. 9	*at Milwaukee (ESPN3)	L, 63-71
Jan. 15	*at Northern Ky. (ESPN3)	W, 74-69
Jan. 16	*at Northern Ky. (ESPN3)	W, 65-63
Jan. 22	*Wright State (ESPN3)	L, 65-95
Jan. 23	*Wright State (ESPN3)	L, 72-100
Jan. 29	*Milwaukee (ESPN3)	W, 73-68
Jan. 30	*Milwaukee (ESPN3)	L, 76-83
Feb. 5	*at Green Bay (ESPN3)	W, 80-71
Feb. 6	*at Green Bay (ESPN3)	L, 72-79
Feb. 12	*UIC (ESPN+)	12 pm
Feb. 13	*UIC (ESPN+)	12 pm
Feb. 19	*at Youngstown State (ESPN3)	5 pm
Feb. 20	*at Youngstown State (ESPN3)	5 pm
Feb. 25	HL Tournament - 1st Rd.	7 pm
Mar. 2	HL Tournament - Quarterfinals	7 pm
Mar. 8	HL Tournament - Semifinals	tba
Mar. 9	HL Tournament - Championship	tba

home games listed in **bold**

* denotes Horizon League games

& denotes Horizon League Tournament games

(quarterfinals on campus sites / semis and finals in Indy)

'03 NCAA TOURNAMENT, 2010 CBI, 2019 CIT

IUPUI (5-8, 4-8 HL) vs. **UIC** (8-9, 5-7 HL)

February 12 & 13, 2021 | Indianapolis, Ind. | Indiana Farmers Coliseum (6,800)


STAT BREAKDOWN

IUPUI		UIC
68.5 / 75.6	PPG / Opp. PPG	68.3 / 71.4
-7.2	Scoring Margin	-3.1
403 / 481	FG% / Opp. FG%	428 / 426
33.2 (-3.9)	RPG (Margin)	35.8 (-1.8)
.328 / .321	3FG% / Opp. 3FG%	.342 / .277
.704	FT%	.642
12.5	Assists/G	13.7
13.0 (+0.7)	TO/G (Margin)	13.6 (-3.5)
285 / 289 / 294	NET / KenPom / BPI	256 / 240 / 262

SERIES BREAKDOWN

Overall:	1-9
Rimm vs. UIC:	0-3
in Chicago:	1-5
at IUPUI:	0-4
neutral:	0-0
Last Meeting:	Mar. 3, 2020 in Chicago
Outcome:	UIC 93, IUPUI 59 (HL 1st Round)
Streak:	UIC has won 4

THE JAGUARS



PROBABLE STARTERS (based on last game)

No.	Name	Yr.	Pos.	Ht.	Hometown	PPG	RPG	APG	FG%	3FG%	FT%
0	Jaylen Minnett	Sr.	G	6-1	Terre Haute, Ind.	16.0	2.0	2.8	.381	.300	.931
5	Nathan McClure	So.	G	6-4	Houston, Texas	2.5	2.8	0.9	.333	.333	.750
10	Mike DePersia	So.	G	5-11	Cherry Hill, N.J.	4.2	2.8	3.4	.388	.300	.647
14	Marcus Burk	Sr.	G	6-3	Indianapolis, Ind.	20.0	3.6	1.8	.455	.386	.793
32	Elyjah Goss	Sr.	F	6-7	Bolingbrook, Ill.	9.1	10.8	0.6	.457	.000	.630

OFF THE BENCH

2	Bobby Harvey	Jr.	G	6-3	Chicago, Ill.	5.4	2.5	0.2	.358	.341	.533
4	Bakari LaStrap	Fr.	G	6-0	Houston, Texas	3.2	1.4	1.4	.368	.286	.647
12	Azariah Seay	Jr.	G	6-4	Montgomery, Ala.	6.2	1.3	0.8	.405	.297	.556
15	Amrit Dhaliwal	So.	G	6-0	Modesto, Calif.	---	---	---	---	---	---
20	Sawyer Stoltz	So.	F	6-9	Huntington, Ind.	0.0	0.8	0.4	.000	---	.000
23	Dimitri Georgiadis	Jr.	F	6-9	Richmond, Va.	0.6	0.9	0.1	.333	---	.833
24	Jonah Carrasco	Jr.	F	6-9	Wichita, Kan.	0.4	0.4	0.0	.500	---	.000
33	Dimitar Pandev	Jr.	F	6-10	Strumica, Macedonia	1.6	1.9	0.6	.235	.250	.333
50	Acton Shirley	Jr.	C	7-0	Zebulon, Ga.	0.8	0.3	0.1	.429	---	---

QUICK HITTERS

- IUPUI is 4-4 in the past eight games following last week's road split at Green Bay. The Jags enter play at 5-8 overall and 4-8 in #HLMBB play.
- IUPUI has struggled against UIC since joining the Horizon League, losing all three meetings last year and going 1-9 all-time against the Flames. The Jags lone win was a road victory on ESPNU on Jan. 4, 2018 behind 30 points from Camron Justice.
- Senior **Marcus Burk** is on a tear, averaging 23.1 points over his past eight ballgames, which includes his having to miss the opening half of the first game of the WSU series to COVID-19 protocols. More impressive has been his efficiency as he's hit 49.6 percent (63-of-127) attempts from the field and 49 percent (24-of-49) from three-point range during that span. Burk has since climbed to No. 3 in the Horizon League in scoring (20.0 ppg) and No. 8 in field goal percentage (45.5%).
- Senior **Elyjah Goss** comes in having recorded double-doubles in four straight games. He's one shy of tying the program's D1 record for consecutive double-doubles as Brandon Cole had five-in-a-row in November/December 2004. Goss and Odell Bradley are the only two other IUPUI players to have four-in-a-row during the program's D1 era. Goss took over as IUPUI's all-time leader in rebounds and now has 811 in his collegiate career.
- IUPUI is 9-3 under head coach Byron Rimm when holding opponents to 69 points or fewer.
- The Horizon League recently announced the postseason tournament format as the first round (seeds 5-12) will be played on campus sites on Thursday, Feb. 25, followed by the quarterfinals round on campus sites on Tuesday, Mar. 2. The semifinals and championship game will return to Indianapolis in 2021 at Indiana Farmers Coliseum.
- IUPUI has had eight different players start at least one game with sophomore **Nathan McClure** being the most recent addition to the Jaguars' starting five, just prior to the Northern Kentucky series. Goss and sophomore Mike DePersia are the only players to have started all 13 games so far this season.

MEDIA COVERAGE

TV: ESPN+

Video Stream: ESPN+

Greg Rakestraw (pxp); Bob Lovell (analyst)

Live Stats: IUPUIJags.com

Twitter: @IUPUIJaguars / @IUPUIMensBball

MBB CONTACT

Ed Holdaway - IUPUI Assistant AD

Email: eholdawa@iupui.edu

Twitter: @EdHoldaway

Cell: 317-908-2645

2020-2021 ROSTER

NUMERIC ROSTER

##	Name	Pos.	Ht.	Wt.	Yr.	Hometown/High School (Previous)
0	Jaylen Minnett	G	6-1	180	Sr.	Terre Haute, Ind./Terre Haute South
2	Bobby Harvey	G	6-3	200	Jr.	Chicago, Ill./Hillcrest (Wabash Valley [Ill.] College)
4	Bakari LaStrap	G	6-0	170	Fr.	Houston, Texas/The Woodlands Christian Academy
5	Nathan McClure	G	6-4	175	So.	Houston, Texas/Concordia Lutheran (State Fair [Mo.] CC)
10	Mike DePersia	G	5-11	170	So.	Cherry Hill, N.J./Haddonfield Memorial
12	Azariah Seay	G	6-4	195	Jr.	Montgomery, Ala./Robert E. Lee (Blinn [Texas] College)
14	Marcus Burk	G	6-3	195	Sr.	Indianapolis, Ind./Franklin Central (Campbell)
15	Amrit Dhaliwal	G	6-0	175	So.	Modesto, Calif./Central Catholic (Modesto [Calif.] CC)
20	Sawyer Stoltz	F	6-9	200	So.	Huntington, Ind./Huntington North
23	Dimitri Georgiadis	F	6-9	245	Jr.	Richmond, Va./Benedictine College Prep. (State Fair [Mo.] CC)
24	Jonah Carrasco	F	6-9	220	Jr.	Wichita, Kan./Wichita North (Otero [Colo.] JC)
32	Elyjah Goss	F	6-7	215	Sr.	Bolingbrook, Ill./Plainfield East
33	Dimitar Pandev	F	6-10	225	Jr.	Strumica, Macedonia/The Skill Factory (Ga.) (Clarendon College)
50	Acton Shirley	C	7-0	260	Jr.	Zebulon, Ga./Pike County (Saddleback [Calif.] College)

ROSTER BREAKDOWNS

BY CLASS-

Freshmen: 1

Juniors: 6

Sophomores: 4

Seniors: 3

BY PRIMARY POSITION-

Guards: 8

Centers: 1

Forwards: 5

BY HOME STATE/COUNTRY-

Indiana: 3

Illinois/Texas: 2

Alabama/California/Georgia/Kansas/

New Jersey/Virginia/Macedonia: 1

PRONUNCIATION GUIDE

Jonah **CARRASCO** (cuh-RASS-ko)

AMRIT (AM-rit) **DHALIWAL** (DOLL-ee-woll)

Dimitri **GEORGIADIS** (jor-gee-ODD-diss)

ELYJAH (same as Elijah) Goss

Jaylen **MINNETT** (min-NET)

DIMITAR (DIM-ee-tar) **PANDEV** (PAN-dev)

AZARIAH (AZ-uh-rye-uh) **SEAY** (SAY)

Isaac **LOCHLE** (LOCK-lee)

RADIO / TV ROSTER



#0 - JAYLEN MINNETT
6-1 // Sr. // G
Terre Haute, Ind.
Sports Management



#2 - BOBBY HARVEY
6-3 // Jr. // G
Chicago, Ill.
General Studies



#4 - BAKARI LaSTRAP
6-0 // Fr. // G
Houston, Texas
Undeclared




#5 - NATHAN McCLURE
6-4 // Soph. // G
Houston, Texas
General Studies



#10 - MIKE DePERSIA
5-11 // Soph. // G
Cherry Hill, N.J.
Finance



#12 - AZARIAH SEAY
6-4 // Jr. // G
Montgomery, Ala.
General Studies



#14 - MARCUS BURK
6-3 // Sr. // G
Indianapolis, Ind.
General Studies



#15 - AMRIT DHALIWAL
6-0 // Soph. // G
Modesto, Calif.
Political Science



#20 - SAWYER STOLTZ
6-9 // Fr. // F
Huntington, Ind.
Undeclared



#23 - DIMITRI GEORGIADIS
6-9 // Jr. // F
Richmond, Va.
Communication Studies



#24 - JONAH CARRASCO
6-9 // Jr. // F
Wichita, Kan.
General Studies



#32 - ELYJAH GOSS
6-7 // Jr. // F
Bolingbrook, Ill.
Nutrition/Sport Tourism Cert.

Head Coach: Byron Rimm II, 2nd season (3rd year at IUPUI)
Assistant Coach: Matt Dunn, 3rd season
Assistant Coach: Isaac Loechle, 3rd season
Assistant Coach: Aaron Evans, 1st season
Strength & Conditioning Coach: Jason Quarles, 7th season
Athletic Trainer: Joseph Medel, 2nd season



BYRON RIMM II
Head Coach
2nd season



#33 - DIMITAR PANDEV
6-10 // Jr. // F
Strumica, Macedonia
General Studies



#50 - ACTON SHIRLEY
7-0 // Jr. // C
Zebulon, Ga.
General Studies

POLLS

ASSOCIATED PRESS

Week 12 - Feb. 8

Rank Team (1st)

1.	Gonzaga (55)
2.	Baylor (8)
3.	Michigan
4.	Ohio State
5.	Villanova
6.	Illinois
7.	Texas Tech
8.	Houston
9.	Virginia
10.	Missouri
11.	Alabama
12.	Oklahoma
13.	Texas
14.	West Virginia
15.	Iowa
16.	Tennessee
17.	Florida State
18.	Virginia Tech
19.	Creighton
20.	USC
21.	Wisconsin
22.	Loyola Chicago
23.	Oklahoma State
24.	Purdue
25.	Rutgers

COACHES

Week 12 - Feb. 8

Rank Team (1st)

1.	Gonzaga (28)
2.	Baylor (4)
3.	Michigan
4.	Villanova
5.	Ohio State
6.	Illinois
7.	Houston
8.	Texas Tech
9.	Virginia
10.	Missouri
11.	Alabama
12.	Oklahoma
13.	Texas
14.	West Virginia
15.	Tennessee
16.	Iowa
17.	Virginia Tech
18.	Creighton
19.	Florida State
20.	USC
21.	Wisconsin
22.	Oklahoma State
23.	Loyola Chicago
24.	UCLA
25.	Purdue

MID-MAJOR TOP 25

February 8

Rk	Team (1st)	Record	Pts.	Prev.	Conf.
1	Gonzaga (31)	18-0	775	1	West Coast
2	Belmont	20-1	718	3	Ohio Valley
3	Loyola Chicago	17-3	696	4	Missouri Valley
4	Drake	18-1	694	2	Missouri Valley
5	BYU	15-4	632	6	West Coast
6	Winthrop	16-1	616	5	Big South
7	Toledo	16-5	558	6	Mid-American
8	Liberty	15-5	541	8	ASUN
9	Wright State	15-4	522	11	Horizon
10	Abilene Christian	15-3	437	13	Southland
11	Furman	11-6	394	9	Southern
12	South Dakota State	11-4	321	10	Summit
13	Sam Houston	14-6	274	16	Southland
14	Georgia State	8-4	272	13	Sun Belt
15	UNCG	13-5	241	21	Southern
16	Eastern Kentucky	14-4	234	12	Ohio Valley
17	Southern Utah	12-3	222	17	Big Sky
18	Morehead State	15-6	217	25	Ohio Valley
19	Akron	11-4	205	18	Mid-American
20	Louisiana	13-6	198	15	Sun Belt
21	Saint Mary's	11-5	188	20	West Coast
22	Wofford	12-6	155	24	Southern
23	ETSU	11-7	104	19	Southern
24	Texas State	13-6	103	NR	Sun Belt
25	Cleveland State	14-5	96	NR	Horizon

HORIZON LEAGUE PRESEASON POLLS

Pl. School (1st-place) - Votes

1.	Wright State (37) - 517
2.	Youngstown State (3) - 423
3.	Northern Kentucky (4) - 413
4.	Robert Morris - 345
5.	UIC - 312
6.	Oakland - 288
7.	Cleveland State - 283
8.	Green Bay - 253
9.	Detroit Mercy - 185
10.	Milwaukee - 172
11.	Purdue Fort Wayne - 127
12.	IUPUI - 114

Preseason POTY: Loudon Love, Wright State

First Team (alphabetical order by school)

Antoine Davis, Detroit Mercy

Amari Davis, Green Bay

Marcus Burk, IUPUI

Loudon Love, Wright State

Darius Quisenberry, Youngstown State

Second Team (alphabetical order by school)

Algevon Eichelberger, Cleveland State

TeJon Lucas, Milwaukee

Rashad Williams, Oakland

AJ Bramah, Robert Morris

Naz Bohannon, Youngstown State

HORIZON LEAGUE

HORIZON LEAGUE STANDINGS

through games on Feb. 10

Team	Overall (Pct.)	HL (Pct.)
Cleveland State	14-5 (.737)	14-2 (.875)
Wright State	15-4 (.789)	13-3 (.813)
Northern Kentucky	11-8 (.579)	9-5 (.643)
Detroit Mercy	8-8 (.500)	7-5 (.583)
Oakland	8-15 (.348)	8-8 (.500)
Milwaukee	7-8 (.467)	6-7 (.462)
UIC	8-9 (.471)	5-7 (.417)
Youngstown State	11-10 (.524)	6-10 (.375)
Green Bay	6-14 (.300)	6-10 (.375)
IUPUI	5-8 (.385)	4-8 (.333)
Purdue Fort Wayne	6-11 (.353)	5-11 (.313)
Robert Morris	3-11 (.214)	2-9 (.182)

HORIZON LEAGUE SCHEDULE

Date	Game	Time
2/12	Purdue Fort Wayne at Youngstown St.	5pm
	Northern Ky. at Green Bay	5pm
	UIC at IUPUI	6pm
	Oakland at Robert Morris	7pm
	Milwaukee at Wright St.	7pm
	Detroit Mercy at Cleveland St.	9pm
2/13	Milwaukee at Wright St.	3pm
	Oakland at Robert Morris	5pm
	Purdue Fort Wayne at Youngstown St.	5pm
	Northern Ky. at Green Bay	5pm
	UIC at IUPUI	6pm
	Detroit Mercy at Cleveland St.	7pm
2/19	IUPUI at Youngstown St.	5pm
	Oakland at Milwaukee	6pm
	Robert Morris at Detroit Mercy	6pm
	Wright St. at Northern Ky.	6pm
	Cleveland St. at Purdue Fort Wayne	7pm
	Green Bay at UIC	8pm
2/20	Wright St. at Northern Ky.	5pm
	Cleveland St. at Purdue Fort Wayne	5pm
	Robert Morris at Detroit Mercy	5pm
	Oakland at Milwaukee	5pm
	IUPUI at Youngstown St.	5pm
	Green Bay at UIC	8pm

IUPUI IN HORIZON LEAGUE STATS

through games on Feb. 7 [denotes NCAA ranking]

Category	HL [Nat Rk.]	Stat
Scoring	11th	68.46 ppg
Scoring Defense	8th	75.62 ppg
Scoring Margin	11th	-7.15 ppg
Rebounding Margin	11th	-3.92 rpg
Field Goal %	12th	40.3%
3Pt Field Goal %	7th	32.8%
Free Throw %	5th	70.4%
Assists	11th	12.46 apg
Turnovers	6th	13.00 to/g
Turnover Margin	6th	+0.69 to/g
Assist/TO Ratio	9th	0.96 a/to
Blocked Shots	8th	2.23 bpg
Steals	6th	6.62 spg
Offensive Rebounds	7th	9.77 rpg
Defensive Rebounds	7th	23.46 rpg

Category	Rank	Stat
Scoring		
Burk	3rd	20.00 ppg
Minnett	t-9th	16.00 ppg
Rebounding		
Goss	1st	10.77 ppg
FG Percentage		
Burk	8th	45.5%
FT Percentage		
Burk	6th	79.3%
Goss	14th	63.0%
Assists		
DePersia	10th	3.38 apg
Steals		
Burk	2nd	1.85 spg
Blocked Shots		
Goss	11th	0.62 bpg
Assist-to-Turnover Ratio		
DePersia	2nd	3.38 a/to
Offensive Rebounds		
Goss	5th	3.08 rpg
Defensive Rebounds		
Goss	1st	7.69 rpg
Minutes		
Burk	7th	33.70 mpg
Goss	11th	32.90 mpg
Double-Doubles		
Goss	t-3rd	6 total

NEWS, NOTES & STORYLINES

THE BIG 3

All season long, IUPUI has been keyed by its senior trio of Marcus Burk (20.0 ppg), Jaylen Minnett (16.0 ppg) and Elijah Goss (9.1 ppg) as the group has accounted for 64 percent of the team's scoring.

However, they took it to a new level at Green Bay last week, accounting for 75 percent of the team's scoring in the two-game series (114 of 152 points). In the 80-71 win in game one, the trio combined to score 47 of the Jaguars' 49 points in the second half as Azariah Seay was the only other IUPUI player to score.

TRENDS

IUPUI has seen some positive offensive trends of late, particularly in the area of ballhandling and foul shooting. While IUPUI turns it over 13 times per game for the year, they've committed just 9.5 turnovers per game over the past four games and have 50 assists against just 38 turnovers during that span (1.32 assist-to-turnover ratio). Sophomore Mike DePersia has keyed that effort, having not committed a turnover since the Jan. 23 loss to Wright State. Since then, DePersia has played 132 minutes without a turnover and delivered 12 assists.

At the foul line, IUPUI has sat at or near the bottom of the league standings in free throw percentage all season long. However, the past three games, IUPUI has made 58-of-70 (82.9 percent) attempts, climbing to No. 6 in the league in free throw percentage and is up to 70.4 percent as a team.

Minnett comes in having made his last 13 free throw attempts, having not missed since Jan. 16 at Northern Kentucky.

MARCUS MY WORD

Marcus Burk was one of five players voted to the Horizon League Preseason First Team before the season by the league's coaches, media and sports information personnel. Burk averaged 21.3 points per game last year and drained 93 3's in his first year with the program.

Burk scored in double-digits in 29 of his 32 games last season, including hitting for 20-or-more 19 times. He topped 30 points on four different occasions, highlighted by a career-high 39 points in an overtime win at Oakland last season.

With Burk returning, it marks the first time IUPUI's top scorer from a season ago returned since Darell Combs returned in 2016-17 after leading the Jags in scoring at 16.3 points per game in 2015-16. Combs upped his output to 16.8 points per game as a senior in 2016-17.

Including his two years at Campbell before coming to IUPUI, Burk has totaled 1,718 points (No. 16 among active D1 players) and 283 threes made (No. 9 among active D1 players) in his collegiate career.

NOT JUST 3'S

Last year, Burk was far more inclined to fire from three while this year, he's mixing it up more. A season ago, 39% of his field goals came from behind the line and 44% of his attempts were three-point attempts.

This season, teams have chased him off the line as 35% of his made field goals are threes and 42% of his overall attempts have come from behind the arc.

BATMAN & ROBIN, PEANUT BUTTER & JELLY

Marcus Burk and Jaylen Minnett are challenging to be one of the top duos, ranking among the nation's top returning pairs this year. The duo is one of four in the country that returns to school after averaging at least a combined 35 points per game or better last season.

UTSA – Jhivan Jackson (26.8) & Keaton Wallace (18.8) = 45.6

Austin Peay – Terry Taylor (21.8) & Jordyn Adams (17.4) = 39.2

Iowa – Luka Garza (23.7) & Joe Wieskamp (14.0) = 38.0

IUPUI – Marcus Burk (21.3) & Jaylen Minnett (16.6) = 37.9

Burk's 21.3 points per game were the most by an IUPUI player since George Hill averaged 21.5 per game in 2007-08. Minnett connected for a school record 115 3's during the season and became the 24th player in school history to surpass 1,000 career points in an IUPUI uniform.

This season, they're down a tick at a combined 36.0 points per game.

JAYL3N

Senior Jaylen Minnett became the 24th player in program history to achieve 1,000 career points in an IUPUI uniform against Green Bay on Feb. 6, 2020 as part of a career-high 32-point effort last season. He enters today's game with 1,332 career points, ranking No. 14 on the program's all-time list. He became the 16th player to hit for 1,000 points in three seasons or less in IUPUI history. Given his track record, he should move into the top 10 by season's end. Below is a snippet of the program's all-time leading scorers and where Minnett sits.

8.)	1,447	Kim King	1978-83
9.)	1,395	Todd Schabel	1985-89
10.)	1,373	Ron Angevine	1979-83
11.)	1,340	Don Carlisle	1997-01
12.)	1,332	Jaylen Minnett	2017-pr.
13.)	1,319	Brandon Cole	2002-06

Minnett has also taken over as the program's all-time list in threes made and will continue to add to that total all season long.

1.) Jaylen Minnett	271	2017-pres.
2.) Brandon Cole	238	2002-06
3.) Rodney Thomas	215	1996-00
4.) Carlos Knox	208	1994-98

Finally, Minnett owns the **fifth-longest streak of consecutive games with at least one made three in NCAA history** at 69 games... Minnett made at least one trey in all 32 games last season and all 33 games of his sophomore campaign. He also hit threes in the final three games of the 2017-18 season.

Here's the list of the longest streaks of threes made in NCAA Division I history:

1.) Mack Smith (Eastern Ill.)	ended Jan. 14, 2021	91 straight games / OVC record
Cory Bradford (Illinois)	ended Feb. 10, 2001	88 straight games / B10 record
3.) Jordan Howard (Central Ark.)	ended 2017	73 straight games / Southland rec.
Wally Lancaster (Va. Tech)	ended 1989	73 straight games / ACC record
5.) Jaylen Minnett (IUPUI)	ended Jan. 2, 2021	69 straight games / HL record

MR. REBOUND

While it was seemingly a foregone conclusion entering the season, senior Elijah Goss took over as IUPUI's all-time leader in rebounds against Milwaukee on Jan. 29. After earning Horizon League All-Defensive Team honors last year and leading the league in rebounding at 11.5 rebounds per game, Goss has backed it up and is leading the league in boards again this year at 10.8 rebounds per contest.

Goss owns IUPUI's single-game (21), single season (369) and career rebounding (811 and counting) records.

He entered this season fifth on the program's career rebounding list and owns six career games of 17 boards or more. He owns 39 career double-digit rebound games and 21 career double-doubles. Last year, he tied IUPUI's D1 record with 12 double-doubles in a season.

Below is a look at IUPUI's top four in career rebounds.

1.	811	Elijah Goss	2017-pr.
2.	769	Don Carlisle	1997-01
3.	703	Brandon Cole	2002-06
	703	Jesse Bingham	1985-89

69 OR LESS

Through a combination of pace and defense, IUPUI has found that 69 carries weight on the scoreboard. When holding foes to 69 points or less the past two seasons, IUPUI is 9-3 (.750) and 3-30 (.091) when the opposition hits for 70-or-more.

SATURDAYS ARE FOR STEAK (TACOS)

Going through the NBA process this past summer, senior Marcus Burk was afforded three pieces of advice heading into the college campaign. Tighten up his body, become better defensively and show more playmaking ability.

Burk went to a largely vegetarian diet in August 2020 (he allows himself to eat meat on Saturdays - his favorite is steak tacos) and worked tirelessly on his body during the offseason, shedding 10 pounds. His work in the weight room has seen him up his strength and lower his Body Mass Index (BMI). His BMI was at 13.7 at the close of last season and now hovers between 7-8.

Defensively, he is second in the Horizon League at 1.85 steals per game and has routinely drawn the assignment of guarding the opposition's best wing players.

TWO-HEADED MONSTER

The Jaguars' point guard duo of Mike DePersia (4.2 ppg, 3.4 apg) and Bakari LaStrap (3.2 ppg, 1.4 apg) have been formidable this season, having combined to deliver 62 assists against 27 turnovers (2.30 a/to ratio). The pair combines to play 39.5 minutes per game while averaging 7.4 points, 4.2 rebounds and 4.8 assists per game.

DePersia ranks second in the Horizon League with a 3.38 assist-to-turnover ratio this season.

McCLURE EFFECT

IUPUI is 4-4 since sophomore Nathan McClure joined the Jaguars starting five prior to the two-game series at Northern Kentucky. During that span, McClure is averaging 5.1 ppg, 3.5 rpg and 1.1 apg while shooting 36.4 percent from three-point range.

McClure was averaging 9.8 minutes per game in the season's first five games but is averaging 25 minutes per game since moving into the starting five.

PILING UP

IUPUI has three high achieving seniors on the roster who all rank among all of Division I college basketball's active career leaders in specific categories.

Senior Marcus Burk, who played his first two seasons at Campbell, ranks No. 16 in all of college basketball with 1,718 career points (942 in an IUPUI uniform). Burk also ranks No. 9 among active D1 players, having made 283 three-point field goals (125 in an IUPUI uniform).

Senior Jaylen Minnett ranks 13th among Division I players by having made 271 three-point field goals in his IUPUI career and is No. 71 in active career scoring with 1,332 points.

Senior Elijah Goss ranks No. 11 among all active Division I players by having grabbed 811 career rebounds.

CLASS ACTS

IUPUI is coming off a banner semester in the classroom, achieving a 3.20 grade point average during the fall. Ten Jags (Carrasco, DePersia, Dhaliwal, Harvey, LaStrap, McClure, Pandev, Seay, Shirley and Stoltz) all posted a GPA of 3.0 or better, paced by McClure (3.93), Stoltz (3.75) and DePersia (3.66).

INTERIOR DIFFICULTIES

IUPUI has been outrebounded in 10 of 13 games this season and is losing the glass by 4.0 rebounds per game. The Jags have also been outscored in the paint in all 13

BASKETBALL CENTRAL

IUPUI will be the epicenter of the college basketball universe this year as the 2021 NCAA Tournament (including the Final Four) and 2021 Horizon League Championships are already planned for the Circle City. This year's NCAA Tournament will be spread across six sites in the state of Indiana, including IUPUI's home venue of the Indiana Farmers Coliseum.

Last year marked the first of a three-year agreement to bring the Horizon League Tournament to Indiana Farmers Coliseum, which completed just prior to the COVID-19 outbreak.



NEWS, NOTES & STORYLINES (CONT.)

games this season by 13.5 points per contest.

Without having a true interior scoring presence, IUPUI has been outshot percentage-wise in 11 of 13 games and is shooting 40.3 percent from the floor while foes are shooting 48.1 percent for the season.

JERSEY MIKE DELIVERS

Sophomore Mike DePersia showed last year that he's a bona fide playmaker from the point guard spot. The New Jersey-native delivered an IUPUI Division I freshman record 85 assists in his 32 appearances and was a two-time Horizon League Freshman of the Week honoree. In league play, he averaged 3.2 assists per game and had a 3.05 assist-to-turnover ratio (58 ast/19 tos).

DEBUTS

Of the 12 players who saw time in the Jaguars' opener, eight were making their IUPUI debuts, including juniors Bobby Harvey and Dimitar Pandev earning starts.

True freshman Bakari LaStrap (9 points) was incredibly impressive in his collegiate debut, including scoring his first career bucket with a steal and two-handed dunk in transition. LaStrap was on the floor down the stretch of the one-possession win over Tennessee State, sharing the ball-handling duties with DePersia. Here are some other numbers from some IUPUI players' debuts:

Harvey (7 pts), Pandev (5 pts, 3 reb), Nathan McClure (2 pts, 2 reb), Dimitri Georgiadis (2 pts, 2 reb), Azariah Seay (7 pts, 3 reb, 2-3 3's), Jonah Carrasco (2 pts, 1 reb) and Acton Shirley (3 min).

CAPTAINS

Head Coach Byron Rimm named four players captains for the 2020-2021 season - Marcus Burk, Mike DePersia, Elyjah Goss and Jaylen Minnett.

MOVIN' ON

Two of IUPUI's most noticable departures from last season both opted to go the grad transfer route. After two seasons at IUPUI, guard Grant Weatherford opted to complete his eligibility at Georgia Southern this season. The other, Isaiah Williams, practiced with the team all summer and fall before announcing via social media on Dec. 6 that he would graduate this winter and pursue opportunities elsewhere. He recently made his debut at Jackson State this season as an immediately eligible transfer.

JUCO CENTRAL - TRANSFER NOTES

IUPUI is one of 21 Division I teams to welcome nine-or-more newcomers this season while the Jaguars are tops in the country with eight junior college transfers. It's likely that two of the JC-transfers will start their Division I debuts this weekend and seven are expected to see action.

Junior wings Bobby Harvey, Azariah Seay and Nathan McClure are expected to immediately contribute while Coach Rimm added an impressive haul of frontcourt size in Acton Shirley (7-foot), Dimitar Pandev (6-foot-10), Dimitri Georgiadis (6-foot-9) and Jonah Carrasco (6-foot-9).

An eighth, Amrit Dhalwal, is expected to rejoin the program at the turn of the semester and begin play in January. He originally came to Indianapolis this summer, but opted to return to California to study remotely for the fall with the expectation of returning to Indy for the spring semester.

Five of the eight have spent time in the Division I ranks as Seay (Alabama State), McClure (Texas State), Shirley (Gardner-Webb), Georgiadis (The Citadel) and Dhalwal (Fresno State) all began their careers at the Division I level.

Georgiadis and McClure were teammates last season at State Fair (Mo.) C.C. where they helped their team to a 16-14 record and an appearance in the Region 16 Tournament Semifinals.

Georgiadis is currently listed as a junior on the roster, but is hopeful to be granted a hardship waiver for the 2018-2019 season at The Citadel where he appeared in just six games before missing the remainder of the year to injury. He also had a medical procedure performed on Oct. 9 of this year, causing him to miss approximately 5-6 weeks of on-court action.

THE ROOKIE

IUPUI has just one freshman on this year's roster in Texas-native Bakari LaStrap. He was the final signee for this season and joins the Jaguars from The Woodlands Christian Academy where he helped his high school squad to TAPPS Class 4A state championships in 2018 and 2020 and a runner-up finish in 2019. He was the All-Greater Houston Private School Player of the Year by the Houston Chronicle in 2020 after he averaged 16 points, five rebounds, five assists and two steals per game and shot 52 percent from the floor. He capped a 21-point performance in the 2020 state title game win over Colleyville Covenant by catching a lob from a teammate and throwing down a one-handed dunk as video of the play drew more than 12,000 views on the Overtime on Twitter

WE BACK

The IUPUI staff remained largely intact from last season as the only defection was of assistant coach Brian Burton. Coach Rimm opted to promote Aaron Evans to an assistant coaching role for the 2020-2021 campaign. The rest of the staff - Matt Dunn and Isaac Loehle - are back on the bench for their third seasons.

FROM ALL OVER

One thing Coach Rimm has instituted is a broader recruiting base, plucking newcomers from Alabama (Seay), California (Dhalwal), Georgia (Shirley), Kansas (Carrasco), Texas (LaStrap & McClure), Virginia (Georgiadis) and even Macedonia (Pandev).

Seay is IUPUI's first player from Alabama and Carrasco is IUPUI's first player from Kansas.

LaStrap and McClure are just the second and third IUPUI players to hail from Texas (Taveion White was the first) and Georgiadis is just the Jaguars' second player from Virginia (Matt Crenshaw was the first).

Shirley is IUPUI's third-ever player from Georgia (Mike Lunday & D.A. Harvey) and Pandev is IUPUI's third-ever European-born player (Petar Macura & Michal Vavrek). Dhalwal is just the sixth IUPUI player to come from California, joining Fred Alexander, Barry Gowdy, Dean Hadley, Bart Lennehan and Khufu Najee.

ACTON UP

7-foot junior Acton Shirley is just the third 7-footer in program history, joining Bill Van Sensus and Ahmed Ismail. Shirley is on his fourth stop during his college basketball career, having trekked to Gardner-Webb (2017-2018), North Georgia (2018-2019) and Saddleback College (2019-2020).

WORLDWIDE LEADER

Every single game on the Jaguars' slate this year will be broadcast on ESPN platforms - primarily on ESPN3 or ESPN+. Friday games in the Horizon League this season could be flexed to ESPN, as predicated by ESPN. Greg Rakestraw (pxp) and IUPUI Hall of Famer Bob Lovell (analyst) will continue to call the action while Indianapolis-based Tupelo Honey will produce the broadcasts.

UNIVERSITY QUICK FACTS

Location	Indianapolis, Ind.
Founded	1969
Nickname	Jaguars
Colors	Red, gold & black
Enrollment	30,000
Affiliation	NCAA Division I
Conference	The Horizon League
Home Facility (Cap.)	Indiana Farmers Coliseum (6,800)
Chancellor	Dr. Nasser Paydar
Athletics Director	Dr. Roderick Perry
Website	www.IUPUIJags.com
Twitter	@IUPUIJaguars
Athletics Phone	(317) 278-5247
Mailing Address	1000 Waterway Blvd. Indianapolis, IN 46202

BASKETBALL HISTORY

First Yr. of basketball	1972
Seasons of basketball	50th
Seasons of Division I basketball	23rd
Division I (1998-pres.) Record	282-327 (.463)
NCAA Appearances	1
Last NCAA Appearance	2003
Last Postseason Appearance	2019 (CIT - First Round)

UNIVERSITY NOTES

ABOUT THE UNIVERSITY

IUPUI is a public research university located in downtown Indianapolis that is the result of a merger of the Purdue Indianapolis Extension Center (1946) and Indiana University Indianapolis (1916). The merger was completed in 1969 and athletics began in 1972.

The university offers more than 200 degree programs and boasts an enrollment over 30,000 (22,000 undergrad and 8,000 postgrad). The university also boasts an endowment of more than \$850 million.

The university is ranked among the Top 200 "National Universities" and ranked 7th for "Up and Coming Schools." U.S. News has ranked IUPUI among the nation's elite for 13 straight years.

All total, the campus covers 509 acres and is located along Indy's Cultural Trail. IUPUI includes the nation's largest nursing school, the second largest medical school in the country, the only dental school in the state, and the country's oldest school of physical education. IUPUI is among the top 20 campuses in the nation for graduate professional degrees conferred

ATHLETIC PROWESS

IUPUI was a primary beneficiary of the 1987 Pan-American Games in Indianapolis and continues to boast some world renowned facilities.

The IU Natatorium is located on the IUPUI campus and is among the best swimming & diving facilities in the world. It has hosted the U.S. Olympic Team Trials four different times and 12 NCAA National Championship meets. In addition, the 2017 World Juniors were held at IUPUI and 16 world records have been set in the Natatorium water.

Adjacent west is the Michael A. Carroll Track & Soccer Stadium which has hosted several USA Outdoor Track & Field Championships and NCAA Championships, along with the 1988 US Olympic Trials. Florence Griffith-Joyner set the 100m world record of 10.49 on the track.

In basketball circles, IUPUI is best known as the long-time host of the Nike All-American Camp, which was held on campus for two decades. The nation's top prep players and coaches from every level converged on campus for two weeks each summer in what was considered the elite college recruiting event of the year. Alum included LeBron James, Chris Webber, Allen Iverson, Kevin Garnett, Jason Kidd and Paul Pierce, among many others.

GEORGE HILL

IUPUI's best known basketball alum is current NBAer George Hill, who is in his 13th year in the league this season. Hill was originally drafted by the San Antonio Spurs (1st rd., 26th overall) in 2008.

He's played for the Spurs (2008-11), Indiana Pacers (2011-16), Utah Jazz (2016-17), Sacramento Kings (2017-18), Cleveland Cavaliers (2018), Milwaukee Bucks (2018-20) and was traded to the Oklahoma City Thunder this offseason. He's played in 785 regular season games, making nearly 450 career starts and averaging 11.1 points and 3.2 assists per game in his NBA career. He led the league in three-point percentage last season at 46 percent and is a career 38 percent shooter.

Entering this season, he's played in 127 career playoff games, starting 91 times and averaging 12.1 points per game.

2020-2021 MISCELLANEOUS STATISTICS

IUPUI'S RECORD WHEN...

	'20-21 Overall	'20-21 Horizon	Under Rimm
Home:	2-5	1-5	6-14
Away:	3-3	3-3	6-17
Neutral:	0-0	0-0	0-2
Overtime:	0-0	0-0	1-1
Lead @ Halftime:	3-1	2-1	9-4
Trail @ Halftime:	2-6	2-6	2-27
Tied @ Halftime:	0-1	0-1	1-2
Leading w/ 5:00 left:	3-1	2-1	9-4
Trailing w/ 5:00 left:	1-7	1-7	2-27
Tied w/ 5:00 left:	1-0	1-0	1-2
Shooting 50% or better:	0-0	0-0	2-2
Shooting 40-50%:	4-4	4-4	8-15
Shooting less than 40%:	1-4	0-4	2-16
Opp. shoots 50% or better:	1-4	1-4	1-17
Opp. shoots 40-50%:	3-4	3-4	5-13
Opp. shoots less than 40%:	1-0	0-0	6-3
Shooting better % than opp.	2-0	2-0	8-2
Shooting worse % than opp.	3-8	2-8	4-31
Scoring less than 50:	0-1	0-1	0-2
Score 50-59 pts:	0-0	0-0	0-4
Score 60-69 pts:	2-3	1-3	2-10
Score 70-79 pts:	2-4	2-4	6-14
Score 80-89 pts:	1-0	1-0	3-3
Score 90+ pts:	0-0	0-0	1-0
Opp. scores less than 50:	0-0	0-0	0-0
Opp. scores 50-59 pts:	0-1	0-1	2-2
Opp. scores 60-69 pts:	4-1	3-1	7-1
Opp. scores 70-79 pts:	1-3	1-3	2-9
Opp. scores 80-89 pts:	0-0	0-0	1-9
Opp. scores 90+ pts:	0-3	0-3	0-12
Commit less TO than opp.	2-4	2-4	5-13
Commit more TO than opp.	2-2	2-2	6-17
Commit same TO as opp.	1-2	0-2	1-3
Outrebound opponent:	2-1	2-1	6-5
Outrebounded:	3-7	2-7	6-28
Rebounding is equal:	0-0	0-0	0-0
Bench outscores opp.:	1-4	1-4	2-5
Bench is outscored:	3-4	3-4	9-28
Bench scoring is equal:	1-0	0-0	1-0
Hit more FT than opp.:	4-1	3-1	9-10
Hit less FT than opp.:	1-6	1-6	3-21
Hit same FT as opp.:	0-1	0-1	0-2
Hit more 3's than opp.:	4-4	3-4	10-12
Hit less 3's than opp.:	1-3	1-3	2-17
Hit same 3's as opp.:	0-1	0-1	0-4
Decided by 5 pts or less:	4-1	3-1	6-8
Decided by 6-10 points:	1-3	1-3	2-9
Decided by 10+ points:	0-4	0-4	4-16
In home whites:	1-2	0-2	5-12
In road blacks:	2-5	2-5	5-18
In road reds:	2-1	2-1	2-3
7 in double-digits:	0-0	0-0	0-0
6 in double-digits:	0-0	0-0	0-0
5 in double-digits:	0-0	0-0	1-0
4 in double-digits:	0-0	0-0	2-9
3 in double-digits:	3-6	3-6	5-15
2 in double-digits:	2-2	1-2	4-7
1 in double-digits:	0-0	0-0	0-2
0 in double-digits:	0-0	0-0	0-0
On Mondays:	0-0	0-0	1-2
On Tuesdays:	0-0	0-0	1-2
On Wednesdays:	0-0	0-0	1-3
On Thursdays:	0-0	0-0	1-3
On Fridays:	3-3	3-3	3-7
On Saturdays:	2-5	1-5	4-14
On Sundays:	0-0	0-0	1-2
In November:	0-0	0-0	2-6
In December:	1-0	0-0	3-5
In January:	3-7	3-7	5-13
In February:	1-1	1-1	2-8
In March:	0-0	0-0	0-1

CAREER DOUBLE-DIGIT PERFORMANCES/STARTS/DUNKS

Double-Digit Scoring Gms		
Name	Sea	Car
Minnett	11	66
Burk	12	41
Goss	6	30
DePersia	1	2
Harvey	2	2
Seay	2	2
LaStrap	1	1

20+ Point Scoring Games		
Name	Sea	Car
Burk	5	24
Minnett	4	15
Goss	0	1

30+ Point Scoring Games		
Name	Sea	Car
Burk	1	5
Minnett	0	3

Double-Digit Reb. Games		
Name	Sea	Car
Goss	9	39
Burk	0	1

Double-Doubles		
Name	Sea	Car
Goss	6	21
Burk	0	1

Games Started		
Name	Sea	Car
Goss	13	67
Minnett	10	46
Burk	12	44
DePersia	13	23
McClure	8	8
Harvey	4	4
Pandev	3	3
Seay	2	2

Dunks		
Name	Sea	Car
Goss	4	70
Burk	2	6
Carrasco	1	1
LaStrap	1	1
Shirley	1	1

TIMES LEADING THE TEAM IN...

Points		
Name	Sea	Car
Burk	8	31
Minnett	4	22
Goss	0	1
Harvey	1	1

Rebounds		
Name	Sea	Car
Goss	12	56
Burk	1	3
Minnett	0	1

Assists		
Name	Sea	Car
Minnett	6	33
DePersia	7	16
Goss	0	3
Burk	1	3
LaStrap	2	2
McClure	1	1

Steals		
Name	Sea	Car
Minnett	5	22
Burk	7	16
Goss	2	14
DePersia	4	11
LaStrap	1	1
McClure	1	1
Seay	1	1

Blocked Shots		
Name	Sea	Car
Goss	3	36
Burk	3	10
Minnett	1	5
McClure	3	3
DePersia	2	2
Stoltz	1	2
Carrasco	1	1
Harvey	1	1
Pandev	1	1
Shirley	1	1

SPECIALTY STATS

PP = Points in the Paint; POT = Points off Turnover; 2nd = 2nd Chance Points; BP = Bench Points

Opponent	Result	PP	POT	2nd	BP	Lead	Deficit	Changes	Ties
Tennessee St.	W, 69-66	20/46	22/19	8/10	22/22	10	6	7	5
Cleveland St.	L, 62-65	28/32	21/10	7/13	22/12	3	6	23	8
Cleveland St.	L, 49-59	23/34	14/26	11/8	20/13	7	11	8	3
at Milwaukee	L, 70-94	18/32	8/18	6/12	18/41	2	26	6	3
at Milwaukee	L, 63-71	16/34	17/18	0/2	6/19	7	10	9	5
at Northern Ky.	W, 74-69	24/32	17/12	15/16	12/11	6	4	11	15
at Northern Ky.	W, 65-63	20/30	21/20	19/8	9/19	6	5	9	9
Wright St.	L, 65-95	32/52	9/14	2/10	29/17	4	37	2	2
Wright St.	L, 72-100	22/38	18/21	6/20	17/25	1	30	2	1
Milwaukee	W, 73-68	26/28	6/8	15/11	9/23	9	0	0	1
Milwaukee	L, 76-83	18/32	17/14	21/8	12/18	13	8	3	2
at Green Bay	W, 80-71	24/42	8/11	5/14	8/11	11	4	20	9
at Green Bay	L, 72-79	24/38	16/13	3/14	8/23	2	23	5	2
UIC									
UIC									
at Y'town St.									
at Y'town St.									
HL 1st Round									
HL 2nd Round									
HL Semis									
HL Finals									
Totals		295/470	194/203	118/146	192/254			105	65
Averages		22.7/36.2	14.9/15.6	9.1/11.2	14.8/19.5			8.1	5.0

WIN/LOSS MARGINS

Wins	2	2	1											
Margin	1	2	3	4	5	6	7	8	9	10	11-15	16-20	21-29	30+
Losses			1				2	1		1			2	1

2020-2021 IUPUI STATISTICS

RECORD:	OVERALL	HOME	AWAY	NEUTRAL
ALL GAMES	5-8	2-5	3-3	0-0
CONFERENCE	4-8	1-5	3-3	0-0
NON-CONFERENCE	1-0	1-0	0-0	0-0

#	Player	gp-gs	min	avg	Total		3-Point		F-Throw		Rebounds											
					fg-fga	fg%	3fg-fga	3fg%	ft-fa	ft%	off	def	tot	avg	pf	dq	a	to	blk	stl	pts	avg
14	BURK, Marcus	13-12	438	33.7	91-200	.455	32-83	.386	46-58	.793	6	41	47	3.6	33	1	24	37	5	24	260	20.0
00	MINNETT, Jaylen	12-10	379	31.6	69-181	.381	27-90	.300	27-29	.931	4	20	24	2.0	26	1	34	29	2	14	192	16.0
32	GOSS, Elijah	13-13	428	32.9	42-92	.457	0-1	.000	34-54	.630	40	100	140	10.8	34	0	8	25	8	8	118	9.1
12	SEAY, Azariah	13-2	181	13.9	32-79	.405	11-37	.297	5-9	.556	5	12	17	1.3	22	0	11	8	0	5	80	6.2
02	HARVEY, Bobby	13-4	231	17.8	24-67	.358	14-41	.341	8-15	.533	5	28	33	2.5	23	0	3	14	2	3	70	5.4
10	DePERSIA, Mike	13-13	368	28.3	19-49	.388	6-20	.300	11-17	.647	8	29	37	2.8	34	1	44	13	2	15	55	4.2
05	McCLURE, Nathan	13-8	249	19.2	14-42	.333	9-27	.333	9-12	.750	17	20	37	2.8	23	0	12	13	3	9	46	3.5
04	LaSTRAP, Bakari	13-0	146	11.2	14-38	.368	2-7	.286	11-17	.647	5	13	18	1.4	14	0	18	14	0	6	41	3.2
33	PANDEV, Dimitar	7-3	60	8.6	4-17	.235	2-8	.250	1-3	.333	5	8	13	1.9	5	0	4	4	1	1	11	1.6
50	SHIRLEY, Acton	8-0	23	2.9	3-7	.429	0-0	.000	0-0	.000	2	0	2	0.3	11	0	1	1	1	0	6	0.8
23	GEORGIADIS, Dimitri	11-0	41	3.7	1-3	.333	0-0	.000	5-6	.833	5	5	10	0.9	11	0	1	2	2	0	7	0.6
24	CARRASCO, Jonah	9-0	37	4.1	2-4	.500	0-0	.000	0-1	.000	2	2	4	0.4	5	0	0	6	2	0	4	0.4
20	STOLTZ, Sawyer	5-0	19	3.8	0-2	.000	0-0	.000	0-2	.000	2	2	4	0.8	2	0	2	0	1	1	0	0.0
Team											21	25	46				3					
Total.....		13	2600		315-781	.403	103-314	.328	157-223	.704	127	305	432	33.2	243	3	162	169	29	86	890	68.5
Opponents.....		13	2600		359-747	.481	78-243	.321	187-258	.725	113	370	483	37.2	204	2	176	178	33	87	983	75.6

TEAM STATISTICS	IUPUI	OPP
SCORING	890	983
Points per game	68.5	75.6
Scoring margin	-7.2	-
FIELD GOALS-ATT	315-781	359-747
Field goal pct	.403	.481
3 POINT FG-ATT	103-314	78-243
3-point FG pct	.328	.321
3-pt FG made per game	7.9	6.0
FREE THROWS-ATT	157-223	187-258
Free throw pct	.704	.725
F-Throws made per game	12.1	14.4
REBOUNDS	432	483
Rebounds per game	33.2	37.2
Rebounding margin	-3.9	-
ASSISTS	162	176
Assists per game	12.5	13.5
TURNOVERS	169	178
Turnovers per game	13.0	13.7
Turnover margin	+0.7	-
Assist/turnover ratio	1.0	1.0
STEALS	86	87
Steals per game	6.6	6.7
BLOCKS	29	33
Blocks per game	2.2	2.5
ATTENDANCE	0	0
Home games-Avg/Game	7-0	6-0
Neutral site-Avg/Game	-	0-0

Score by Periods	1st	2nd	Totals
IUPUI	420	470	890
Opponents	467	516	983

Date	Opponent	Score	Att.
12/12/20	TENNESSEE ST.	w 69-66	0
* 01/01/21	CLEVELAND ST.	L 62-65	0
* 01/02/21	CLEVELAND ST.	L 49-59	0
* 01/08/21	at Milwaukee	L 70-94	0
* 01/09/21	at Milwaukee	L 63-71	0
* 01/15/21	at Northern Ky.	w 74-69	0
* 01/16/21	at Northern Ky.	w 65-63	0
* 01/22/21	WRIGHT ST.	L 65-95	0
* 01/23/21	WRIGHT ST.	L 72-100	0
* 01/29/21	MILWAUKEE	w 73-68	0
* 01/30/21	MILWAUKEE	L 76-83	0
* 02/05/21	at Green Bay	w 80-71	0
* 02/06/21	at Green Bay	L 72-79	0

* - Horizon game

2021-2022 SIGNEE



SIMON WHEELER

Freshman | Guard
5-11 | 170
Detroit, Mich.
Bella Vista Prep (Ariz.)

QUICK NOTES

IUPUI's lone signee for next season... signed with the Jaguars on Nov. 18, the final day of the early signing period... helped lead Ypsilanti Lincoln (Mich.) to a 19-3 mark during the 2019-2020 season before the high school season was halted due to COVID-19... transferred to Bella Vista Prep (Ariz.) due to the uncertainty of high school basketball in the state of Michigan for the 2020-2021 season... averaged 6.0 points, 3.6 assists and 1.9 steals per game for the defending MHSAA Division I state champs, playing alongside the nation's top player, Emoni Bates (Michigan State commit)... has become an internet sensation as he boasts more than 80,000 Instagram followers and has YouTube videos featuring his game that have drawn more than 250,000 views... chose IUPUI over similar offers from Detroit Mercy, Marist and Wright State.

2020-2021 IUPUI HORIZON LEAGUE ONLY STATISTICS

RECORD:	OVERALL	HOME	AWAY	NEUTRAL
ALL GAMES	4-8	1-5	3-3	0-0
CONFERENCE	4-8	1-5	3-3	0-0
NON-CONFERENCE	0-0	0-0	0-0	0-0

#	Player	gp-gs	min	avg	Total		3-Point		F-Throw		Rebounds										pts	avg
					fg-fga	fg%	3fg-fga	3fg%	ft-fa	ft%	off	def	tot	avg	pf	dq	a	to	blk	stl		
14	BURK, Marcus	12-11	402	33.5	85-185	.459	30-77	.390	42-51	.824	6	37	43	3.6	32	1	22	36	4	22	242	20.2
00	MINNETT, Jaylen	12-10	379	31.6	69-181	.381	27-90	.300	27-29	.931	4	20	24	2.0	26	1	34	29	2	14	192	16.0
32	GOSS, Elyjah	12-12	400	33.3	41-87	.471	0-0	.000	29-48	.604	37	87	124	10.3	31	0	7	23	5	8	111	9.3
12	SEAY, Azariah	12-2	168	14.0	30-74	.405	9-34	.265	4-7	.571	4	10	14	1.2	22	0	9	7	0	4	73	6.1
02	HARVEY, Bobby	12-3	201	16.8	21-58	.362	13-36	.361	8-15	.533	5	27	32	2.7	22	0	3	9	1	3	63	5.3
10	DePERSIA, Mike	12-12	332	27.7	16-43	.372	5-19	.263	8-13	.615	6	27	33	2.8	31	1	36	10	2	13	45	3.8
05	McCLURE, Nathan	12-8	233	19.4	13-37	.351	9-26	.346	9-12	.750	16	19	35	2.9	22	0	12	11	3	9	44	3.7
04	LaSTRAP, Bakari	12-0	132	11.0	11-32	.344	2-6	.333	8-12	.667	5	12	17	1.4	14	0	18	14	0	5	32	2.7
33	PANDEV, Dimitar	6-2	45	7.5	2-10	.200	1-6	.167	1-3	.333	4	6	10	1.7	3	0	3	3	1	1	6	1.0
50	SHIRLEY, Acton	7-0	20	2.9	3-7	.429	0-0	.000	0-0	.000	2	0	2	0.3	9	0	1	1	1	0	6	0.9
23	GEORGIADIS, Dimitri	10-0	37	3.7	1-3	.333	0-0	.000	3-4	.750	5	3	8	0.8	10	0	1	1	1	0	5	0.5
24	CARRASCO, Jonah	8-0	34	4.3	1-3	.333	0-0	.000	0-0	.000	1	2	3	0.4	4	0	0	6	1	0	2	0.3
20	STOLTZ, Sawyer	4-0	17	4.3	0-1	.000	0-0	.000	0-2	.000	1	2	3	0.8	1	0	2	0	1	1	0	0.0
Team											20	24	44					2				
Total.....		12	2400		293-721	.406	96-294	.327	139-196	.709	116	276	392	32.7	227	3	148	152	22	80	821	68.4
Opponents.....		12	2400		332-678	.490	75-226	.332	178-243	.733	98	338	436	36.3	180	1	162	161	30	79	917	76.4

TEAM STATISTICS	IUPUI	OPP	Date	Opponent	Score	Att.
SCORING	821	917	* 01/01/21	CLEVELAND ST.	L 62-65	0
Points per game	68.4	76.4	* 01/02/21	CLEVELAND ST.	L 49-59	0
Scoring margin	-8.0	-	* 01/08/21	at Milwaukee	L 70-94	0
FIELD GOALS-ATT	293-721	332-678	* 01/09/21	at Milwaukee	L 63-71	0
Field goal pct	.406	.490	* 01/15/21	at Northern Ky.	w 74-69	0
3 POINT FG-ATT	96-294	75-226	* 01/16/21	at Northern Ky.	w 65-63	0
3-point FG pct	.327	.332	* 01/22/21	WRIGHT ST.	L 65-95	0
3-pt FG made per game	8.0	6.3	* 01/23/21	WRIGHT ST.	L 72-100	0
FREE THROWS-ATT	139-196	178-243	* 01/29/21	MILWAUKEE	w 73-68	0
Free throw pct	.709	.733	* 01/30/21	MILWAUKEE	L 76-83	0
F-Throws made per game	11.6	14.8	* 02/05/21	at Green Bay	w 80-71	0
REBOUNDS	392	436	* 02/06/21	at Green Bay	L 72-79	0
Rebounds per game	32.7	36.3	* - Horizon game			
Rebounding margin	-3.7	-				
ASSISTS	148	162				
Assists per game	12.3	13.5				
TURNOVERS	152	161				
Turnovers per game	12.7	13.4				
Turnover margin	+0.8	-				
Assist/turnover ratio	1.0	1.0				
STEALS	80	79				
Steals per game	6.7	6.6				
BLOCKS	22	30				
Blocks per game	1.8	2.5				
ATTENDANCE	0	0				
Home games-Avg/Game	6-0	6-0				
Neutral site-Avg/Game	-	0-0				

Score by Periods	1st	2nd	Totals
IUPUI	379	442	821
Opponents	430	487	917

2020-2021 STATISTICAL SPLITS

Wins (5 total)

#	Player	gp-gs	min	avg	fg-fga	fg%	3fg-fga	3fg%	ft-fa	ft%	off	def	tot	avg	pf	dq	a	to	blk	stl	pts	avg
14	BURK, Marcus	5-5	184	36.8	40-79	.506	18-32	.563	21-30	.700	5	16	21	4.2	10	0	12	15	1	11	119	23.8
00	MINNETT, Jaylen	4-4	140	35.0	25-62	.403	7-31	.226	14-16	.875	1	12	13	3.3	8	0	10	9	1	4	71	17.8
32	GOSS, Elijah	5-5	173	34.6	15-35	.429	0-1	.000	16-26	.615	18	36	54	10.8	13	0	3	8	6	2	46	9.2
10	DePERSIA, Mike	5-5	168	33.6	11-20	.550	2-5	.400	6-9	.667	3	15	18	3.6	13	0	19	6	1	7	30	6.0
12	SEAY, Azariah	5-0	55	11.0	9-25	.360	6-13	.462	1-2	.500	2	4	6	1.2	6	0	7	2	0	3	25	5.0
05	McCLURE, Nathan	5-4	111	22.2	9-21	.429	5-11	.455	2-4	.500	10	9	19	3.8	9	0	4	6	2	5	25	5.0
02	HARVEY, Bobby	5-1	95	19.0	8-30	.267	5-17	.294	4-7	.571	3	8	11	2.2	9	0	3	7	2	0	25	5.0
04	LaSTRAP, Bakari	5-0	32	6.4	3-7	.429	0-1	.000	5-7	.714	0	1	1	0.2	2	0	1	1	0	1	11	2.2
33	PANDEV, Dimitar	3-1	19	6.3	2-7	.286	1-2	.500	0-0	.000	2	2	4	1.3	2	0	1	1	0	0	5	1.7
24	CARRASCO, Jonah	3-0	6	2.0	1-2	.500	0-0	.000	0-1	.000	1	0	1	0.3	1	0	0	1	1	0	2	0.7
23	GEORGIADIS, Dimitri	4-0	12	3.0	0-1	.000	0-0	.000	2-2	1.000	1	3	4	1.0	2	0	1	1	2	0	2	0.5
20	STOLTZ, Sawyer	1-0	2	2.0	0-1	.000	0-0	.000	0-0	.000	1	0	1	1.0	1	0	0	0	0	0	0	0.0
50	SHIRLEY, Acton	1-0	3	3.0	0-0	.000	0-0	.000	0-0	.000	0	0	0	0.0	2	0	0	0	0	0	0	0.0
Team											7	14	21					3				
Total.....		5	1000		123-290	.424	44-113	.389	71-104	.683	54	120	174	34.8	78	0	61	60	16	33	361	72.2
Opponents.....		5	1000		132-295	.447	25-95	.263	48-72	.667	49	127	176	35.2	87	1	55	66	11	27	337	67.4

Losses (8 total)

#	Player	gp-gs	min	avg	fg-fga	fg%	3fg-fga	3fg%	ft-fa	ft%	off	def	tot	avg	pf	dq	a	to	blk	stl	pts	avg
14	BURK, Marcus	8-7	254	31.8	51-121	.421	14-51	.275	25-28	.893	1	25	26	3.3	23	1	12	22	4	13	141	17.6
00	MINNETT, Jaylen	8-6	239	29.9	44-119	.370	20-59	.339	13-13	1.000	3	8	11	1.4	18	1	24	20	1	10	121	15.1
32	GOSS, Elijah	8-8	255	31.9	27-57	.474	0-0	.000	18-28	.643	22	64	86	10.8	21	0	5	17	2	6	72	9.0
12	SEAY, Azariah	8-2	126	15.8	23-54	.426	5-24	.208	4-7	.571	3	8	11	1.4	16	0	4	6	0	2	55	6.9
02	HARVEY, Bobby	8-3	136	17.0	16-37	.432	9-24	.375	4-8	.500	2	20	22	2.8	14	0	0	7	0	3	45	5.6
04	LaSTRAP, Bakari	8-0	114	14.3	11-31	.355	2-6	.333	6-10	.600	5	12	17	2.1	12	0	17	13	0	5	30	3.8
10	DePERSIA, Mike	8-8	200	25.0	8-29	.276	4-15	.267	5-8	.625	5	14	19	2.4	21	1	25	7	1	8	25	3.1
05	McCLURE, Nathan	8-4	138	17.3	5-21	.238	4-16	.250	7-8	.875	7	11	18	2.3	14	0	8	7	1	4	21	2.6
33	PANDEV, Dimitar	4-2	41	10.3	2-10	.200	1-6	.167	1-3	.333	3	6	9	2.3	3	0	3	3	1	1	6	1.5
50	SHIRLEY, Acton	7-0	20	2.9	3-7	.429	0-0	.000	0-0	.000	2	0	2	0.3	9	0	1	1	1	0	6	0.9
23	GEORGIADIS, Dimitri	7-0	29	4.1	1-2	.500	0-0	.000	3-4	.750	4	2	6	0.9	9	0	0	1	0	0	5	0.7
24	CARRASCO, Jonah	6-0	31	5.2	1-2	.500	0-0	.000	0-0	.000	1	2	3	0.5	4	0	0	5	1	0	2	0.3
20	STOLTZ, Sawyer	4-0	17	4.3	0-1	.000	0-0	.000	0-2	.000	1	2	3	0.8	1	0	2	0	1	1	0	0.0
Team											14	11	25									
Total.....		8	1600		192-491	.391	59-201	.294	86-119	.723	73	185	258	32.2	165	3	101	109	13	53	529	66.1
Opponents.....		8	1600		227-452	.502	53-148	.358	139-186	.747	64	243	307	38.4	117	1	121	112	22	60	646	80.8

Home (2-5)

#	Player	gp-gs	min	avg	fg-fga	fg%	3fg-fga	3fg%	ft-fa	ft%	off	def	tot	avg	pf	dq	a	to	blk	stl	pts	avg
14	BURK, Marcus	7-6	230	32.9	53-107	.495	12-39	.308	24-29	.828	3	22	25	3.6	14	0	9	16	4	11	142	20.3
00	MINNETT, Jaylen	6-5	183	30.5	31-88	.352	12-42	.286	5-5	1.000	2	6	8	1.3	14	0	19	18	1	8	79	13.2
32	GOSS, Elijah	7-7	220	31.4	20-46	.435	0-1	.000	21-29	.724	26	58	84	12.0	21	0	5	13	8	5	61	8.7
12	SEAY, Azariah	7-1	99	14.1	20-47	.426	5-20	.250	4-7	.571	4	6	10	1.4	10	0	4	6	0	2	49	7.0
04	LaSTRAP, Bakari	7-0	112	16.0	12-33	.364	2-6	.333	11-17	.647	5	9	14	2.0	11	0	14	11	0	6	37	5.3
02	HARVEY, Bobby	7-2	121	17.3	11-32	.344	7-21	.333	2-6	.333	0	18	18	2.6	7	0	2	8	1	2	31	4.4
10	DePERSIA, Mike	7-7	180	25.7	11-29	.379	3-11	.273	5-6	.833	3	14	17	2.4	16	0	26	8	0	10	30	4.3
05	McCLURE, Nathan	7-4	128	18.3	4-24	.167	2-15	.133	7-8	.875	10	10	20	2.9	11	0	8	9	1	4	17	2.4
33	PANDEV, Dimitar	3-3	46	15.3	2-15	.133	1-7	.143	0-2	.000	3	7	10	3.3	3	0	4	3	1	1	5	1.7
23	GEORGIADIS, Dimitri	6-0	29	4.8	1-2	.500	0-0	.000	5-6	.833	5	4	9	1.5	8	0	1	1	2	0	7	1.2
24	CARRASCO, Jonah	5-0	24	4.8	2-3	.667	0-0	.000	0-1	.000	2	0	2	0.4	3	0	0	5	1	0	4	0.8
50	SHIRLEY, Acton	5-0	13	2.6	2-6	.333	0-0	.000	0-0	.000	1	0	1	0.2	6	0	1	0	1	0	4	0.8
20	STOLTZ, Sawyer	4-0	15	3.8	0-2	.000	0-0	.000	0-2	.000	2	2	4	1.0	2	0	2	0	1	1	0	0.0
Team											12	7	19					1				
Total.....		7	1400		169-434	.389	44-162	.272	84-118	.712	78	163	241	34.4	126	0	95	99	21	50	466	66.6
Opponents.....		7	1400		199-419	.475	45-139	.324	93-134	.694	71	207	278	39.7	110	1	101	100	14	53	536	76.6

Road/Neutral (3-3)

Road/ Neutral (5-5)					Total		3-Point		F-Throw		Rebounds											
#	Player	gp-gs	min	avg	fg-fga	fg%	3fg-fga	3fg%	ft-fa	ft%	off	def	tot	avg	pf	dq	a	to	blk	stl	pts	avg
14	BURK, Marcus	6-6	208	34.7	38-93	.409	20-44	.455	22-29	.759	3	19	22	3.7	19	1	15	21	1	13	118	19.7
00	MINNETT, Jaylen	6-5	196	32.7	38-93	.409	15-48	.313	22-24	.917	2	14	16	2.7	12	1	15	11	1	6	113	18.8
32	GOSS, Elijah	6-6	208	34.7	22-46	.478	0-0	.000	13-25	.520	14	42	56	9.3	13	0	3	12	0	3	57	9.5
02	HARVEY, Bobby	6-2	110	18.3	13-35	.371	7-20	.350	6-9	.667	5	10	15	2.5	16	0	1	6	1	1	39	6.5
12	SEAY, Azariah	6-1	82	13.7	12-32	.375	6-17	.353	1-2	.500	1	6	7	1.2	12	0	7	2	0	3	31	5.2
05	McCLURE, Nathan	6-4	121	20.2	10-18	.556	7-12	.583	2-4	.500	7	10	17	2.8	12	0	4	4	2	5	29	4.8
10	DePERSIA, Mike	6-6	188	31.3	8-20	.400	3-9	.333	6-11	.545	5	15	20	3.3	18	1	18	5	2	5	25	4.2
33	PANDEV, Dimitar	4-0	14	3.5	2-2	1.000	1-1	1.000	1-1	1.000	2	1	3	0.8	2	0	0	1	0	0	6	1.5
04	LaSTRAP, Bakari	6-0	34	5.7	2-5	.400	0-1	.000	0-0	.000	0	4	4	0.7	3	0	4	3	0	0	4	0.7
50	SHIRLEY, Acton	3-0	10	3.3	1-1	1.000	0-0	.000	0-0	.000	1	0	1	0.3	5	0	0	1	0	0	2	0.7
24	CARRASCO, Jonah	4-0	13	3.3	0-1	.000	0-0	.000	0-0	.000	0	2	2	0.5	2	0	0	1	1	0	0	0.0
23	GEORGIADIS, Dimitri	5-0	12	2.4	0-1	.000	0-0	.000	0-0	.000	0	1	1	0.2	3	0	0	1	0	0	0	0.0
20	STOLTZ, Sawyer	1-0	4	4.0	0-0	.000	0-0	.000	0-0	.000	0	0	0	0.0	0	0	0	0	0	0	0	0.0
Team											9	18	27					2				
Total.....		6	1200		146-347	.421	59-152	.388	73-105	.695	49	142	191	31.8	117	3	67	70	8	36	424	70.7
Opponents.....		6	1200		160-328	.488	33-104	.317	94-124	.758	42	163	205	34.2	94	1	75	78	19	34	447	74.5

2020-2021 INDIVIDUAL SUPERLATIVES

	IUPUI	Opponent
Points	32 - Marcus Burk vs. Wright St. (1/23/2021)	32 - Tafari Simms at Milwaukee (1/8/2021)
Field Goals Made	13 - Marcus Burk vs. Wright St. (1/23/2021)	10 - twice
Field Goals Attempted	23 - twice	23 - Amari Davis at Green Bay (2/5/2021)
Highest FG Pct. (min. 5 made)	.667 (6-9) - twice	1.000 (5-5) - twice
3-Pt Field Goals Made	6 - Marcus Burk at Northern Ky. (1/15/2021)	5 - Tafari Simms at Milwaukee (1/8/2021)
3-Pt Field Goals Attempted	12 - Jaylen Minnett at Green Bay (2/6/2021)	7 - five times
3-Pt FG Pct. (min. 3 made)	.857 (6-7) - Marcus Burk at Northern Ky. (1/15/2021)	1.000 (3-3) - Grant Basile vs. Wright St. (1/23/2021)
Free Throws Made	11 - Marcus Burk at Green Bay (2/5/2021)	15 - PJ Pipes at Green Bay (2/6/2021)
Free Throws Attempted	13 - Marcus Burk at Green Bay (2/5/2021)	16 - PJ Pipes at Green Bay (2/6/2021)
Free Throw Pct. (min. 5 made)	1.000 (6-6) - three times	1.000 (8-8) - twice
Offensive Rebounds	8 - Elijah Goss vs. Milwaukee (1/30/2021)	5 - Shakem Johnson vs. Tennessee St. (12/12/2020)
Defensive Rebounds	13 - Elijah Goss vs. Tennessee St. (12/12/2020)	11 - Adrian Nelson at Northern Ky. (1/16/2021)
Total Rebounds	16 - Elijah Goss vs. Tennessee St. (12/12/2020)	13 - Adrian Nelson at Northern Ky. (1/16/2021)
Assists	8 - Mike DePersia vs. Tennessee St. (12/12/2020)	8 - TeJon Lucas at Milwaukee (1/8/2021)
Turnovers	6 - Marcus Burk vs. Cleveland St. (1/2/2021)	7 - twice
Blocked Shots	3 - twice	3 - twice
Steals	6 - Marcus Burk at Northern Ky. (1/16/2021)	5 - D'Moi Hodge vs. Cleveland St. (1/2/2021)
Minutes Played (regulation game)	39 - twice	38 - Amari Davis at Green Bay (2/6/2021)
Minutes Played (OT game)	---	---

2020-2021 TEAM SUPERLATIVES

IUPUI High	IUPUI Low	Statistical Category	Opponent High	Opponent Low
80 at Green Bay (2/5)	49 vs. Cleve. St. (1/2)	Points	100 vs. Wright St. (1/23)	59 vs. Cleve. St. (1/2)
41 vs. Tenn. St. (12/20)	18 at Green Bay (2/6)	1st Half Pts.	46 vs. Wright St. (1/22)	26 at Northern Ky. (1/16)
54 at Green Bay (2/6)	21 vs. Cleve. St. (1/2)	2nd Half Pts.	59 vs. Wright St. (1/23)	28 vs. Cleve. St. (1/1)
29 vs. Wright St. (1/23)	19 vs. Cleve. St. (1/2)	Field Goals	37 vs. Wright St. (1/22)	21 at Green Bay (2/6)
70 vs. Wright St. (1/22)	52 - twice	Field Goal Attempts	69 vs. Tenn. St. (12/20)	48 at Northern Ky. (1/16)
.462 at Green Bay (2/5)	.323 vs. Milwaukee (1/30)	FG Pct.	.569 vs. Wright St. (1/22)	.391 vs. Tenn. St. (12/20)
11 - twice	4 vs. Cleve. St. (1/1)	3-Point Field Goals	13 - twice	2 at Green Bay (2/6)
32 at Green Bay (2/6)	18 at Northern Ky. (1/15)	3-Point Field Goal Att.	27 vs. Wright St. (1/23)	13 - twice
.500 - twice	.190 vs. Cleve. St. (1/1)	3-Point FG Pct.	.565 at Milwaukee (1/8)	.154 at Green Bay (2/6)
25 vs. Milwaukee (1/30)	4 at Northern Ky. (1/16)	Free Throws	35 at Green Bay (2/6)	8 vs. Milwaukee (1/29)
29 vs. Milwaukee (1/30)	8 vs. Cleve. St. (1/2)	Free Throw Attempts	38 at Green Bay (2/6)	9 vs. Milwaukee (1/29)
.862 vs. Milwaukee (1/30)	.400 at Northern Ky. (1/16)	Free Throw Pct.	.921 at Green Bay (2/6)	.462 vs. Cleve. St. (1/1)
15 vs. Milwaukee (1/30)	2 at Milwaukee (1/9)	Offensive Reb.	15 vs. Tenn. St. (12/20)	1 at Milwaukee (1/9)
29 vs. Tenn. St. (12/20)	15 at Northern Ky. (1/15)	Defensive Reb.	35 vs. Wright St. (1/22)	21 at Northern Ky. (1/15)
42 vs. Milwaukee (1/29)	25 vs. Wright St. (1/23)	Total Rebounds	47 vs. Tenn. St. (12/20)	31 - twice
29 at Green Bay (2/6)	14 - twice	Fouls	24 vs. Tenn. St. (12/20)	9 vs. Wright St. (1/22)
20 vs. Cleve. St. (1/1)	8 at Northern Ky. (1/16)	Assists	21 vs. Wright St. (1/23)	7 at Northern Ky. (1/16)
21 vs. Cleve. St. (1/2)	9 - twice	Turnovers	21 vs. Cleve. St. (1/2)	7 at Green Bay (2/5)
7 vs. Tenn. St. (12/20)	0 - twice	Blocked Shots	9 at Green Bay (2/6)	1 - 4x
15 vs. Cleve. St. (1/2)	2 at Green Bay (2/6)	Steals	14 vs. Cleve. St. (1/2)	3 at Northern Ky. (1/15)

2020-2021 GAME-BY-GAME LEADERS / STARTING FIVES

Opponent	Starting 5 (alphabetically)	Points	Rebounds	Assists	Blocks	Steals
Tennessee St.	Burk-DePersia-Goss-Harvey-Pandev	Burk (18)	Goss (16)	DePersia (8)	Goss (3)	Burk/DePersia (2)
Cleveland St.	Burk-DePersia-Goss-Minnett-Pandev	Burk (18)	Goss (12)	LaStrap (6)	Burk (2)	Burk/Minnett (2)
Cleveland St.	Burk-DePersia-Goss-Harvey-Pandev	Burk (15)	Goss (10)	LaStrap (4)	Pandev/Shirley (1)	three tied w/ (3)
at Milwaukee	Burk-DePersia-Goss-Harvey-Seay	Harvey (18)	Goss (8)	DePersia (4)	none	Burk (3)
at Milwaukee	Burk-DePersia-Goss-Harvey-Minnett	Minnett (24)	Goss (13)	DePersia/Minnett (3)	Carrasco/DePersia (1)	DePersia (2)
at Northern Ky.	Burk-DePersia-Goss-McClure-Minnett	Burk (27)	Goss (7)	DePersia (3)	none	McClure (3)
at Northern Ky.	Burk-DePersia-Goss-McClure-Minnett	Burk (23)	Burk (6)	Minnett (4)	3 tied w/ (1)	Burk (6)
Wright St.	DePersia-Goss-McClure-Minnett-Seay	Minnett (17)	Goss (7)	McClure (3)	McClure/Stoltz (1)	four tied w/ (1)
Wright St.	Burk-DePersia-Goss-McClure-Minnett	Burk (32)	Goss (10)	DePersia/Minnett (4)	Burk (1)	Burk (3)
Milwaukee	Burk-DePersia-Goss-McClure-Minnett	Burk (26)	Goss (15)	Minnett (4)	Goss (3)	DePersia (2)
Milwaukee	Burk-DePersia-Goss-McClure-Minnett	Minnett (26)	Goss (14)	DePersia/Minnett (4)	Goss (2)	Minnett (3)
at Green Bay	Burk-DePersia-Goss-McClure-Minnett	Burk (25)	Goss (11)	Burk/DePersia (6)	McClure (1)	Minnett (3)
at Green Bay	Burk-DePersia-Goss-McClure-Minnett	Minnett (21)	Goss (12)	Minnett (6)	Burk/Minnett (1)	Goss/Minnett (1)
UIC						
UIC						
at Y'town St.						
at Y'town St.						
HL 1st Round						
HL 2nd Round						
HL Semis						
HL Finals						

2020-2021 COMPARISON STATISTICS

Opponent	1st	2nd	Score	Mar	Total FG	FG Pct	3-Pointers	3FG Pct	Free Throws	FT Pct	Rebounds	Assist	T/Over	Block	Steal	Fouls
TENNESSEE ST.	41/37	28/29	69-66	+3	22-60/27-69	.367/.391	7-20/3-17	.350/.176	18-27/9-15	.667/.600	40/47 (7)	14/14	17/17	7/3	6/8	16/24
CLEVELAND ST.	36/37	26/28	62-65	(3)	25-60/24-54	.417/.444	4-21/5-16	.190/.313	8-15/12-26	.533/.462	34/39 (5)	20/13	18/20	2/2	7/7	18/16
CLEVELAND ST.	28/28	21/31	49-59	(10)	19-52/23-52	.365/.442	5-24/4-18	.208/.222	6-8/9-14	.750/.643	29/37 (8)	13/12	21/21	2/2	15/14	15/14
Milwaukee	38/44	32/50	70-94	(24)	25-60/31-59	.417/.525	8-27/13-23	.296/.565	12-19/19-24	.632/.792	33/39 (6)	10/19	13/12	0/2	5/6	20/17
Milwaukee	38/40	25/31	63-71	(8)	22-54/29-52	.407/.558	10-25/4-14	.400/.286	9-13/9-14	.692/.643	28/33 (5)	11/13	15/16	2/1	6/9	20/15
Northern Ky.	28/30	46/39	74-69	+5	25-58/27-53	.431/.509	9-18/6-23	.500/.261	15-22/9-16	.682/.563	29/34 (5)	12/10	10/15	0/1	10/3	16/17
Northern Ky.	32/26	33/37	65-63	+2	25-57/23-48	.439/.479	11-30/4-13	.367/.308	4-10/13-19	.400/.684	29/31 (2)	8/7	14/18	3/3	8/7	18/12
WRIGHT ST.	28/46	37/49	65-95	(30)	26-70/37-65	.371/.569	6-25/6-18	.240/.333	7-10/15-20	.700/.750	32/44 (12)	10/18	10/8	2/1	4/9	18/9
WRIGHT ST.	27/41	45/59	72-100	(28)	29-64/34-61	.453/.557	6-20/13-27	.300/.481	8-11/19-23	.727/.826	25/40 (15)	14/21	13/13	1/2	8/6	21/10
MILWAUKEE	40/34	33/34	73-68	+5	27-63/26-61	.429/.426	7-25/8-24	.280/.333	12-18/8-9	.667/.889	42/31 +11	12/8	10/9	5/1	4/4	14/16
MILWAUKEE	35/29	41/54	76-83	(7)	21-65/28-57	.323/.491	9-27/6-19	.333/.316	25-29/21-27	.862/.778	39/40 (1)	12/15	10/12	2/3	6/5	24/21
Green Bay	31/34	49/37	80-71	+9	24-52/29-64	.462/.453	10-20/4-18	.500/.222	22-27/9-13	.815/.692	34/33 +1	15/16	9/7	1/3	5/5	14/18
Green Bay	18/41	54/38	72-79	(7)	25-66/21-52	.379/.404	11-32/2-13	.344/.154	11-14/35-38	.786/.921	38/35 +3	11/10	9/10	2/9	2/4	29/15

Note: Game totals are displayed in the format TEAM/OPPONENT for each category

2020-2021 POINTS-REBOUNDS-ASSISTS

				00	02	04	05	10	12	14
Opponent	Date	Score		MINNETT,JA	HARVEY,BOB	LASTRAP,BA	MCCLURE,NA	DEPERIA,M	SEAY,AZARI	BURK,MARCU
TENNESSEE ST.	12/12/20	69-66	w	DNP	7-1-0	9-1-0	2-2-0	10-4-8	7-3-2	18-4-2
CLEVELAND ST.	01/01/21	62-65	L	10-3-3	3-0-0	9-5-6	0-0-1	0-0-5	8-1-0	18-2-2
CLEVELAND ST.	01/02/21	49-59	L	0-2-2	5-2-0	4-3-4	0-3-1	0-1-2	14-3-0	15-2-0
at Milwaukee	01/08/21	70-94	L	11-1-0	18-5-0	2-4-3	0-2-0	5-3-4	12-3-0	9-2-2
at Milwaukee	01/09/21	63-71	L	24-1-3	5-3-0	0-0-0	3-2-1	3-3-3	0-1-2	15-2-2
at Northern Ky.	01/15/21	74-69	w	18-3-1	10-2-0	0-0-1	6-5-1	6-5-3	2-0-2	27-2-2
at Northern Ky.	01/16/21	65-63	w	18-5-4	3-4-1	0-0-0	5-1-0	4-0-1	6-2-1	23-6-1
WRIGHT ST.	01/22/21	65-95	L	17-1-2	3-5-0	10-5-2	1-3-3	7-1-2	5-2-0	14-2-1
WRIGHT ST.	01/23/21	72-100	L	12-0-4	5-3-0	3-0-2	2-2-1	5-1-4	9-0-0	32-5-1
MILWAUKEE	01/29/21	73-68	w	14-1-4	5-4-2	2-0-0	3-6-2	8-6-1	2-0-1	26-6-1
MILWAUKEE	01/30/21	76-83	L	26-1-4	3-3-0	0-0-0	9-4-0	0-4-4	4-1-1	19-4-2
at Green Bay	02/05/21	80-71	w	21-4-1	0-0-0	0-0-0	9-5-1	2-3-6	8-1-1	25-3-6
at Green Bay	02/06/21	72-79	L	21-2-6	3-1-0	2-0-0	6-2-1	5-6-1	3-0-1	19-7-2

				20	23	24	32	33	50
Opponent	Date	Score		STOLTZ,SAW	GEORGIADIS	CARRASCO,J	GOSS,ELYJA	PANDEV,DIM	SHIRLEY,AC
TENNESSEE ST.	12/12/20	69-66	w	0-1-0	2-2-0	2-1-0	7-16-1	5-3-1	0-0-0
CLEVELAND ST.	01/01/21	62-65	L	0-1-1	0-0-0	2-0-0	12-12-1	0-6-0	0-0-1
CLEVELAND ST.	01/02/21	49-59	L	DNP	DNP	0-0-0	9-10-1	0-1-3	2-0-0
at Milwaukee	01/08/21	70-94	L	0-0-0	0-1-0	0-0-0	8-8-1	3-2-0	2-1-0
at Milwaukee	01/09/21	63-71	L	DNP	0-0-0	0-2-0	10-13-0	3-0-0	0-0-0
at Northern Ky.	01/15/21	74-69	w	DNP	0-0-0	0-0-0	5-7-2	0-0-0	DNP
at Northern Ky.	01/16/21	65-63	w	DNP	DNP	0-0-0	6-5-0	0-1-0	DNP
WRIGHT ST.	01/22/21	65-95	L	0-2-0	0-1-0	0-1-0	6-7-0	DNP	2-1-0
WRIGHT ST.	01/23/21	72-100	L	0-0-1	0-0-0	0-0-0	4-10-1	DNP	0-0-0
MILWAUKEE	01/29/21	73-68	w	DNP	0-2-1	DNP	13-15-0	DNP	DNP
MILWAUKEE	01/30/21	76-83	L	DNP	5-4-0	DNP	10-14-1	DNP	DNP
at Green Bay	02/05/21	80-71	w	DNP	0-0-0	DNP	15-11-0	DNP	DNP
at Green Bay	02/06/21	72-79	L	DNP	0-0-0	DNP	13-12-0	DNP	0-0-0



Byron Rimm II is in his second season as head coach of the Jaguars after originally being named the program's interim head coach for the 2019-2020 season on Aug. 27, 2019. The ninth head coach in program history, Rimm originally joined the IUPUI program in October 2018 as the Jaguars' associate head coach.

In his first season as head coach, he piloted the team to a 7-25 mark, which included a resounding early season road win over

AAC foe South Florida. Under his leadership, guard Marcus Burk earned All-Horizon League honors and later entered his name in the NBA Draft, while forward Elyjah Goss was an All-Defensive Team selection and set a program record for single-season rebounds.

Rimm originally came to Indianapolis to serve as associate head coach during the 2018-2019 campaign, helping IUPUI to 16 wins - the program's most since a 19-win campaign in 2010-11. Included in the wins was a benchmark road win at ACC foe Boston College and a win of the Niagara Regional of the Fort Myers Tip-Off Classic during non-conference play. The Jaguars were later selected to play in the 2019 CIT, earning the program's third postseason appearance in the Division I era.

Rimm has an extensive background in college basketball including having served as head coach at Prairie View A&M from 2006-15, where he remains the program's all-time winningest coach with 115 victories. Under Rimm's direction, the program ascended to new heights, including back-to-back appearances in the SWAC tournament championship game in 2013 and 2014. Before Prairie View, the Pensacola, Fla.-native gained valuable experience on the West Coast, which included assistant coaching stops at Pasadena City College and Chaffey Community College from 1997-2000.

He directed Cal State San Bernardino to a No. 3 national ranking in NCAA Division II during the 2000 campaign and then took over the reins as the head women's basketball coach at Texas College in Tyler, Texas, guiding the team to a 20-12 mark in his lone season. At the time, the 20-12 mark was the most successful season in program history. He then had a four-year run as the head men's coach with Jarvis Christian College before joining Prairie View A&M as an assistant for the 2005-06 season. He was promoted to the head coaching spot the following season at age 32.

He coached Prairie View A&M to winning seasons in 2008-09 and 2009-10 and won 115 games during his time as head coach. His 2014 squad boasted the highest APR ranking among SWAC teams and also registered the best score in program history.

Since then, Rimm has served as the director of basketball operations at Texas A&M Corpus Christi in 2016-17 and as an assistant at UC Riverside in 2017-18.

Rimm played at Ventura College and California State University Los Angeles before earning his degree from Cal State, Los Angeles in 1999. He earned his master's degree in education from American InterContinental University in 2005.



THE RIMM FILE

School: Cal State, Los Angeles, '99

Seasons with IUPUI:3rd season

Career Record:.....194-276 (15 years)

Division I Record:127-224 (11 years)

IUPUI Record:.....12-33 (2 years)

Coaching Experience:

.....1997-99, Asst. Coach, Pasadena C.C.

.....1999-00, Asst. Coach, Chaffey College

.....2000-01, Asst. Coach, Cal State San Bernadino

.....2001-02, Head Coach, Texas College (women)

.....2002-05, Head Coach, Jarvis Christian

.....2006-16, Head Coach, Prairie View A&M

.....2016-17, Director of Ops., Texas A&M CC

.....2017-18, Assistant Coach, UC Riverside

.....2018-19, Associate Head Coach, IUPUI

.....2019-pres., Head Coach, IUPUI

ALL-TIME RESULTS

UIC (1-9)		
H: 0-4, A: 1-5, N: 0-0		
D1 era: 1-7, OT: 0-0		
2-12-1980	H	67-78 L
2-10-1981	A	77-91 L
11-30-1999	A	65-70 L
1-4-2018	H	65-70 L
1-27-2018	A	62-71 L
1-4-2019	A	66-64 W
2-9-2019	H	75-76 L
1-18-2020	H	66-75 L
2-22-2020	A	72-77 L
3-3-2020	A	59-93 L

THE LAST MEETING - MILWAUKEE 71, IUPUI 63 (JAN. 9, 2021 - MILWAUKEE, WISC.)

NO. 9 JAGUARS' SEASON COMES TO A CLOSE AT NO. 4 UIC, 93-59

CHICAGO (Mar. 3, 2020)

The IUPUI basketball team's season came to a crashing close on Tuesday night (Mar. 3) as the Jaguars fell on the road in the opening round of the Horizon League Tournament to No. 4 UIC, 93-59, inside Credit Union 1 Arena. The Flames scored the game's opening five points and rolled to a wire-to-wire victory on a night in which they shot 60 percent from the field and 40 percent from three-point range.

IUPUI (7-25) junior Marcus Burk had a game-high 21 points on 6-of-15 shooting and Jaylen Minnett added 15 as the duo combined to connect on eight treys. Junior Grant Weatherford just missed his first career double-double with 12 points, nine boards and three assists.

UIC (16-16) got 14 apiece from Braelen Bridges and Tarkus Ferguson and 13 each from Marcus Ottey and Godwin Boahen in the win. The Flames received scoring contributions from 11 different players and no UIC players was on the floor for more than 30 minutes.

"We came out really flat and they really did a good job of guarding our top two guys," head coach Byron Rimm II said. "They made it really hard on us in the beginning and we never really got on track. That was the difference in the game."

The Jaguars' offense, which had been firing of late, went radio silent to start the game as UIC built a 25-5 lead in the opening 10-plus minutes. IUPUI's only scoring came on an early Weatherford triple and a short Elijah Goss jumper at the 14:25 mark. Otherwise, misses and turnovers piled up quickly as the Flames converted the opportunities into a bevy of points at the other end.

IUPUI shot just 25 percent in the opening half while UIC connected on 66.7 percent from the floor and scored 18 points off 13 Jaguar miscues. Compounding the issue was Burk collecting three first half fouls, limiting him to just 14 minutes before the break as UIC took a 53-22 halftime lead.

Things never really took a turn for the better as UIC scored the initial four points of the second half to extend to a 35-point lead. The UIC advantage grew as large as 42, allowing the Flames to empty their bench and look ahead to Thursday's quarterfinals round game long before the final horn sounded.

IUPUI made some shots late, cutting the deficit under 30 before closing with a 34-point defeat. Minnett fired in a 37-footer off a Taveion White assist late in the game to draw oohs from the UIC crowd, prompting the Jaguars' top three-point threat to flash a bit of a smile. Minnett closed the season with a school record 115 made threes and pushed his career record to 244. He also extended his personal streak to 68 straight games with at least one made three. Minnett also climbed to No. 16 on IUPUI's all-time scoring list, ending the season with 1,140 career points.

Goss closed with six points and seven boards and moved into the top five on IUPUI's all-time list with 671 rebounds. Burk finished the season averaging 21.3 points per game to become just the fourth player in the program's Division I era to average 20-or-better for a season. The others include Odell Bradley, Alex Young and George Hill.

With the loss, IUPUI ends the season at 7-25 overall and exits in the first round of the league tournament for the ninth time in the past 10 years.

IUPUI 59 • 7-25,3-15 Horiz

#	Player	Total			3-Ptr		Rebounds			PF	TP	A	TO	Blk	Stl	Min
		FG-FGA	FG-FGA	FT-FTA	Off	Def	Total									
30	TYSON, Zo	f	1-6	0-1	1-1	3	4	7	0	3	0	0	1	0	26	
32	GOSS, Elijah	f	1-7	0-0	4-4	2	5	7	1	6	1	0	0	1	28	
00	MINNETT, Jaylen	g	5-14	4-11	1-1	1	1	2	1	15	1	5	0	0	39	
14	BURK, Marcus	g	6-15	4-8	5-6	0	3	3	4	21	1	6	0	0	31	
23	WEATHERFORD, Grant	g	5-11	1-5	1-4	3	6	9	3	12	3	3	1	3	33	
01	KEMP, Jakoby		0-1	0-1	0-0	0	0	0	0	0	0	2	0	0	5	
10	DePERSIA, Mike		0-1	0-1	2-3	0	0	0	1	2	3	2	0	0	18	
12	TAYLOR, Marlon		0-2	0-1	0-0	0	0	0	0	0	0	0	0	0	3	
15	WHITE, Taveion		0-1	0-0	0-0	1	0	1	0	0	1	1	0	0	8	
20	STOLTZ, Sawyer		0-1	0-0	0-0	1	0	1	2	0	0	1	0	0	9	
	Team					1	0	1								
Totals			18-59	9-28	14-19	12	19	31	12	59	10	20	2	4	200	

FG % 1st Half: 8-32 25.0%	2nd half: 10-27 37.0%	Game: 18-59 30.5%	Deadball
3FG % 1st Half: 3-13 23.1%	2nd half: 6-15 40.0%	Game: 9-28 32.1%	Rebounds
FT % 1st Half: 3-3 100.0	2nd half: 11-16 68.8%	Game: 14-19 73.7%	3

UIC 93 • 16-16,10-8 Horiz

#	Player	Total		3-Ptr		Rebounds		PF	TP	A	TO	Blk	Stl	Min	
		FG	FGA	FG	FGA	FT	FTA								Off
02	Michael Diggins	f	1-3	0-0	0-0	0	2	2	3	2	2	2	2	19	
13	Jordan Blount		4-6	1-1	0-0	0	1	1	2	9	1	0	0	16	
23	Braelen Bridges	f	6-8	0-0	2-2	3	7	10	3	14	0	3	2	0	19
01	Marcus Ottey		5-9	1-1	2-2	0	1	1	0	13	2	0	0	4	22
04	Tarkus Ferguson	g	5-7	2-4	2-2	0	6	6	1	14	6	1	2	2	29
00	Brian Taylor		2-3	0-0	0-0	1	1	2	2	4	2	0	0	0	11
03	Jacob Wiley		1-4	0-1	0-0	1	0	1	2	2	0	2	1	0	8
10	Deon Ejim		4-5	0-0	1-4	2	7	9	3	9	2	1	0	2	22
20	Jamie Ahale		2-4	1-3	0-0	0	2	2	3	5	0	0	0	1	22
25	Godwin Boahen		6-11	1-6	0-0	0	1	1	0	13	6	1	0	1	24
35	Travell Washington		3-5	2-4	0-0	0	1	1	0	8	0	1	1	0	8
Team							2	2	3			1			
Totals			39-65	8-20	7-10	8	31	39	19	93	21	12	8	12	200

FG % 1st Half: 22-33 66.7%	2nd half: 17-32 53.1%	Game: 39-65 60.0%	Deadball
3FG % 1st Half: 5-10 50.0%	2nd half: 3-10 30.0%	Game: 8-20 40.0%	Rebounds
FT % 1st Half: 4-4 100.0	2nd half: 3-6 50.0%	Game: 7-10 70.0%	2

Officials: Steve Honacki,Bobby Daw,D.J. Carstensen
Technical fouls: IUPUI-None, UIC-None.
Attendance: 1426
Horizon League First Round

Score by periods		1st	2nd	Total
IUPUI		22	37	59
UIC		53	40	93

Points	In	Off	2nd	Fast	Bench
IUPUI	12	11	7	8	2
UIC	54	25	6	17	41

Last FG - IUPUI 2nd-03:39, UIC 2nd-01:20.
Largest lead - IUPUI None, UIC by 42 2nd-11:50.
IUPUI led for 00:00. UIC led for 39:41. Game was tied for 00:19.

Score tied - 0 times.
Lead changed - 0 times.

PLAYER BIOS



JAYLEN MINNETT (min-NET)

Senior | Guard
6-1 | 180
Terre Haute, Ind.
Terre Haute South

Birthdate: July 24, 1999 (age 21)
Major: Sports Management

#0

QUICK NOTES

2019 HL 6th Man of the Year... 2020-21 team captain...IUPUI's single-season (115) and career leader (271) in 3's made...tallied his 1,000th career point against GB on Feb. 6, becoming the 24th in school history to hit for 1,000 career points...66 career double-digit scoring games...had made a three in every game since Feb. 23, 2018 (69 straight), setting a new HL record and the 5th-longest streak in NCAA D1 history before his streak was snapped on Jan. 2...his 7.1 ppg as a freshman was the highest by an IUPUI rookie since Alex Young averaged 10.8 per game in 2008-09...named to the Indiana All-Star Team.

FAST NUMBERS

	SEASON	CAREER
DOUBLE DIGIT SCORING GAMES:	11	66
20+ POINT SCORING GAMES:	4	15
30+ POINT SCORING GAMES:	0	3
GAMES STARTED:	10	46

TIMES HE'S LED THE TEAM IN:	PTS	REB	AST	STL	BLK
(SEASON/CAREER)	4/22	0/1	6/33	5/22	1/5

CAREER/SEASON HIGHS

CAREER HIGH	CATEGORY	SEASON HIGH
32 vs. Green Bay (2/6/2020)	PTS	26 vs. Milwaukee (1/30/2021)
7 at UIC (2/22/2020)	REB	5 at Northern Kentucky (1/16/2021)
7 - twice	AST	6 at Green Bay (2/6/2021)
11 vs. Green Bay (2/6/2020)	FG	9 vs. Milwaukee (1/30/2021)
30 vs. Milwaukee (2/8/2020)	FGA	23 - twice
8 vs. Green Bay (2/6/2020)	3FG	4 at Milwaukee (1/9/2021)
19 vs. Milwaukee (2/8/2020)	3FGA	12 at Green Bay (2/6/2021)
9 at Green Bay (1/5/2020)	FT	7 at Northern Kentucky (1/15/2021)
9 - twice	FTA	8 at Northern Kentucky (1/15/2021)
4 at South Florida (11/13/19)	STL	3 - twice
1 - 8x	BLK	1 - twice
44 vs. Milwaukee (2/8/2020)	MIN	38 vs. Milwaukee (1/30/2021)

GAME-BY-GAME

Opponent	MIN	FG	3FG	FT	O-D-T	PF	A	TO	B	S	PTS
Tennessee St.					did not play						
Cleveland St.*	28	4-13	2-7	0-0	2-1-3	4	3	5	0	2	10
Cleveland St.	23	0-5	0-2	0-0	0-2-2	1	2	2	0	1	0
at Milwaukee	22	4-10	3-6	0-0	0-1-1	1	0	2	0	1	11
at Milwaukee*	34	7-16	4-8	6-6	0-1-1	2	3	1	0	0	24
at Northern Ky.*	35	5-12	1-6	7-8	0-3-3	2	1	4	0	1	18
at Northern Ky.*	37	7-16	3-11	1-2	1-4-5	1	4	1	0	0	18
Wright St.*	29	7-17	3-9	0-0	0-1-1	0	2	2	0	1	17
Wright St.*	30	5-12	2-6	0-0	0-0-0	2	4	2	0	1	12
Milwaukee*	35	6-18	2-9	0-0	0-1-1	4	4	3	1	0	14
Milwaukee*	38	9-23	3-9	5-5	0-1-1	3	4	4	0	3	26
at Green Bay*	33	7-16	1-5	6-6	0-4-4	1	1	1	0	3	21
at Green Bay*	35	8-23	3-12	2-2	1-1-2	5	6	2	1	1	21
UIC											
UIC											
at Y'town St.											
at Y'town St.											
HL 1st Round											
HL 2nd Round											
HL Semis											
HL Finals											

* denotes starter

CAREER STATS

Season	GP-GS	MIN-Avg	FG	Pct.	3FG	Pct.	FT	Pct.
2017-18	30-4	630-21.0	69-173	.399	51-126	.405	24-30	.800
2018-19	33-1	790-23.9	131-368	.356	78-247	.316	55-63	.873
2019-20	32-31	1131-35.3	175-482	.363	115-315	.365	67-87	.770
2020-21	12-10	379-31.6	69-181	.381	27-90	.300	27-29	.931
TOTALS	107-46	2930-27.4	444-1204	.369	271-778	.348	173-209	.828

REBOUNDS

Season	O-D-REB-AVG.	PF-DQ	AST	TO	BLK	STL	PTS-PPG
2017-18	12-24-36-1.2	42-0	35	39	1	14	213-7.1
2018-19	10-58-68-2.1	53-0	65	49	2	29	395-12.0
2019-20	12-88-100-3.1	59-1	110	86	3	38	532-16.6
2020-21	4-20-24-2.0	26-1	34	29	2	14	192-16.0
TOTALS	38-190-228-2.1	180-2	244	203	8	95	1332-12.4



BOBBY HARVEY

Junior | Guard
6-3 | 200
Chicago, Ill.
Hillcrest (Wabash Valley J.C.)

Birthdate: Nov. 20, 1999 (age 21)
Major: General Studies

#2

QUICK NOTES

Joins the Jaguars from Wabash Valley J.C. where he averaged 11.9 points and hit 71 3's last season...helped Wabash Valley to a 21-11 mark last season...played his freshman year at Maryville University where he was voted to the GLVC All-Freshman Team...was one of the top players in the Chicagoland-area his senior year at Hillcrest where he was named the South Suburban Conference Player of the Year.

FAST NUMBERS

	SEASON	CAREER
DOUBLE DIGIT SCORING GAMES:	2	2
GAMES STARTED:	4	4

TIMES HE'S LED THE TEAM IN:	PTS	REB	AST	STL	BLK
(SEASON/CAREER)	1/1	0/0	0/0	0/0	1/1

CAREER/SEASON HIGHS

CAREER HIGH	CATEGORY	SEASON HIGH
18 at Milwaukee (1/8/2021)	PTS	18 at Milwaukee (1/8/2021)
5 - twice	REB	5 - twice
2 vs. Milwaukee (1/29/2021)	AST	2 vs. Milwaukee (1/29/2021)
6 at Milwaukee (1/8/2021)	FG	6 at Milwaukee (1/8/2021)
13 at Milwaukee (1/8/2021)	FGA	13 at Milwaukee (1/8/2021)
2 - twice	3FG	2 - twice
7 at Milwaukee (1/8/2021)	3FGA	7 at Milwaukee (1/8/2021)
4 at Milwaukee (1/8/2021)	FT	4 at Milwaukee (1/8/2021)
6 at Milwaukee (1/8/2021)	FTA	6 at Milwaukee (1/8/2021)
1 - 3x	STL	1 - 3x
1 - twice	BLK	1 - twice
30 vs. Tennessee St. (12/12/2020)	MIN	30 vs. Tennessee St. (12/12/2020)

GAME-BY-GAME

Opponent	MIN	FG	3FG	FT	O-D-T	PF	A	TO	B	S	PTS
Tennessee St.*	30	3-9	1-5	0-0	0-1-1	1	0	5	1	0	7
Cleveland St.	5	1-1	1-1	0-0	0-0-0	0	0	1	0	0	3
Cleveland St.*	23	2-8	1-6	0-0	0-2-2	1	0	1	0	1	5
at Milwaukee*	28	6-13	2-7	4-6	0-5-5	0	0	1	0	1	18
at Milwaukee*	25	2-7	1-4	0-0	1-2-3	4	0	3	0	0	5
at Northern Ky.	16	3-7	2-3	2-2	2-0-2	4	0	0	0	0	10
at Northern Ky.	27	1-6	1-4	0-1	1-3-4	3	1	2	1	0	3
Wright St.	17	1-2	1-2	0-0	0-5-5	2	0	1	0	0	3
Wright St.	18	2-4	1-2	0-0	0-3-3	2	0	0	0	0	5
Milwaukee	15	1-7	1-4	2-4	0-4-4	0	2	0	0	0	5
Milwaukee	13	1-1	1-1	0-0	0-3-3	1	0	0	0	1	3
at Green Bay	7	0-1	0-1	0-0	0-0-0	1	0	0	0	0	0
at Green Bay	7	1-1	1-1	0-0	1-0-1	4	0	0	0	0	3
UIC											
UIC											
at Y'town St.											
at Y'town St.											
HL 1st Round											
HL 2nd Round											
HL Semis											
HL Finals											

* denotes starter

CAREER STATS

Season	GP-GS	MIN-Avg	FG	Pct.	3FG	Pct.	FT	Pct.
2020-21	13-4	231-17.8	24-67	.358	14-41	.341	8-15	.533
TOTALS	13-4	231-17.8	24-67	.358	14-41	.341	8-15	.533

REBOUNDS

Season	O-D-REB-AVG.	PF-DQ	AST	TO	BLK	STL	PTS-PPG
2020-21	5-28-33-2.5	23-0	3	14	2	3	70-5.4
TOTALS	5-28-33-2.5	23-0	3	14	2	3	70-5.4

PLAYER BIOS



BAKARI LaSTRAP

Freshman | Guard
6-0 | 170
Houston, Texas
The Woodlands Christian Academy

Birthdate: July 10, 2001 (age 19)
Major: Undeclared

#4

QUICK NOTES

Jaguars lone freshman on the roster... joins the Jaguars from The Woodlands (Texas) Christian Academy where he won two TAPPS Class 4A state titles (2018 & 2020) and also earned a runner-up finish in 2019... named the All-Greater Houston Private School Player of the Year by the Houston Chronicle in 2020... capped a 21-point performance in the 2020 title game by catching a lob from a teammate for a dunk that received more than 12,000 views on Twitter... he and McClure are the 2nd and 3rd-ever players to come from Texas, joining Taveion White from last year.

FAST NUMBERS

	SEASON	CAREER
DOUBLE DIGIT SCORING GAMES:	1	1
GAMES STARTED:	0	0
DUNKS:	1	1

TIMES HE'S LED THE TEAM IN:	PTS	REB	AST	STL	BLK
(SEASON/CAREER)	0/0	0/0	2/2	1/1	0/0

CAREER/SEASON HIGHS

CAREER HIGH	CATEGORY	SEASON HIGH
10 vs. Wright State (1/22/2021)	PTS	10 vs. Wright State (1/22/2021)
5 - twice	REB	5 - twice
6 vs. Cleveland St. (1/1/2021)	AST	6 vs. Cleveland St. (1/1/2021)
4 vs. Wright State (1/22/2021)	FG	4 vs. Wright State (1/22/2021)
10 vs. Wright State (1/22/2021)	FGA	10 vs. Wright State (1/22/2021)
1 - twice	3FG	1 - twice
2 vs. Wright State (1/22/2021)	3FGA	2 vs. Wright State (1/22/2021)
3 - twice	FT	3 - twice
5 vs. Tennessee St. (12/12/2020)	FTA	5 vs. Tennessee St. (12/12/2020)
3 vs. Cleveland St. (1/2/2021)	STL	3 vs. Cleveland St. (1/2/2021)
---	BLK	---
27 - twice	MIN	27 - twice

GAME-BY-GAME

Opponent	MIN	FG	3FG	FT	O-D-T	PF	A	TO	B	S	PTS
Tennessee St.	14	3-6	0-1	3-5	0-1-1	0	0	0	0	1	9
Cleveland St.	27	3-8	0-1	3-4	3-2-5	4	6	3	0	1	9
Cleveland St.	21	1-4	1-1	1-2	0-3-3	4	4	2	0	3	4
at Milwaukee	15	1-3	0-1	0-0	0-4-4	1	3	2	0	0	2
at Milwaukee	4	0-1	0-0	0-0	0-0-0	0	0	0	0	0	0
at Northern Ky.	3	0-0	0-0	0-0	0-0-0	0	1	0	0	0	0
at Northern Ky.	5	0-0	0-0	0-0	0-0-0	1	0	1	0	0	0
Wright St.	27	4-10	0-2	2-2	2-3-5	1	2	3	0	0	10
Wright St.	14	1-3	1-1	0-2	0-0-0	1	2	3	0	1	3
Milwaukee	8	0-1	0-0	2-2	0-0-0	1	0	0	0	0	2
Milwaukee	1	0-1	0-0	0-0	0-0-0	0	0	0	0	0	0
at Green Bay	2	0-0	0-0	0-0	0-0-0	0	0	0	0	0	0
at Green Bay	5	1-1	0-0	0-0	0-0-0	1	0	0	0	0	2
UIC											
UIC											
at Y'town St.											
at Y'town St.											
HL 1st Round											
HL 2nd Round											
HL Semis											
HL Finals											

* denotes starter

CAREER STATS

Season	GP-GS	MIN-Avg	FG	Pct.	3FG	Pct.	FT	Pct.
2020-21	13-0	146-11.2	14-38	.368	2-7	.286	11-17	.647
TOTALS	13-0	146-11.2	14-38	.368	2-7	.286	11-17	.647

REBOUNDS

Season	O-D-REB-AVG.	PF-DQ	AST	TO	BLK	STL	PTS-PPG
2020-21	5-13-18-1.4	14-0	18	14	0	6	41-3.2
TOTALS	5-13-18-1.4	14-0	18	14	0	6	41-3.2



NATHAN McClURE

Sophomore | Guard
6-4 | 175
Houston, Texas
Concordia Lutheran (State Fair C.C.)

Birthdate: Feb. 18, 2000 (age 20)
Major: General Studies

#5

QUICK NOTES

Transferred to IUPUI from State Fair (Mo.) C.C. where he teamed with Dimitri Georgiadis... was a 3rd Team NJCAA Academic All-American at State Fair last season after averaging 4.6 points and 1.6 assists per game... spent his freshman campaign at Texas State where he redshirted... was a two-time TAPPS 6A All-State honoree at Concordia Lutheran (Texas) High School... was a first team all-state honoree his senior year... helped Concordia Lutheran to a 43-1 record and TAPPS 6A state title his final year... he and LaStrap are the 2nd and 3rd-ever players to come from Texas, joining Taveion White from last year.

FAST NUMBERS

	SEASON	CAREER
DOUBLE DIGIT SCORING GAMES:	0	0
GAMES STARTED:	8	8

TIMES HE'S LED THE TEAM IN:	PTS	REB	AST	STL	BLK
(SEASON/CAREER)	0/0	0/0	1/1	1/1	3/3

CAREER/SEASON HIGHS

CAREER HIGH	CATEGORY	SEASON HIGH
9 - twice	PTS	9 - twice
6 vs. Milwaukee (1/29/2021)	REB	6 vs. Milwaukee (1/29/2021)
3 vs. Wright State (1/22/2021)	AST	3 vs. Wright State (1/22/2021)
3 at Green Bay (2/5/2021)	FG	3 at Green Bay (2/5/2021)
6 vs. Wright State (1/23/2021)	FGA	6 vs. Wright State (1/23/2021)
3 at Green Bay (2/5/2021)	3FG	3 at Green Bay (2/5/2021)
4 at Green Bay (2/5/2021)	3FGA	4 at Green Bay (2/5/2021)
6 vs. Milwaukee (1/30/2021)	FT	6 vs. Milwaukee (1/30/2021)
6 vs. Milwaukee (1/30/2021)	FTA	6 vs. Milwaukee (1/30/2021)
3 at Northern Kentucky (1/15/2021)	STL	3 at Northern Kentucky (1/15/2021)
1 - 3x	BLK	1 - 3x
34 at Green Bay (2/6/2021)	MIN	34 at Green Bay (2/6/2021)

GAME-BY-GAME

Opponent	MIN	FG	3FG	FT	O-D-T	PF	A	TO	B	S	PTS
Tennessee St.	16	1-5	0-1	0-0	1-1-2	1	0	2	0	0	2
Cleveland St.	10	0-1	0-1	0-0	0-0-0	0	1	1	0	0	0
Cleveland St.	6	0-1	0-1	0-0	1-2-3	0	1	1	0	1	0
at Milwaukee	5	0-0	0-0	0-0	1-1-2	1	0	2	0	0	0
at Milwaukee	12	1-2	1-2	0-0	0-2-2	1	1	0	0	1	3
at Northern Ky.*	24	2-5	0-1	2-4	5-0-5	3	1	0	0	3	6
at Northern Ky.*	13	2-3	1-2	0-0	0-1-1	2	0	1	1	0	5
Wright St.*	22	0-5	0-3	1-2	2-1-3	2	3	1	1	0	1
Wright St.*	21	1-6	0-3	0-0	1-1-2	3	1	2	0	1	2
Milwaukee*	25	1-3	1-3	0-0	4-2-6	2	2	2	0	1	3
Milwaukee*	28	1-3	1-3	6-6	1-3-4	3	0	0	0	1	9
at Green Bay*	33	3-5	3-4	0-0	0-5-5	1	1	1	1	1	9
at Green Bay*	34	2-3	2-3	0-0	1-1-2	4	1	0	0	0	6
UIC											
UIC											
at Y'town St.											
at Y'town St.											
HL 1st Round											
HL 2nd Round											
HL Semis											
HL Finals											

* denotes starter


CAREER STATS

Season	GP-GS	MIN-Avg	FG	Pct.	3FG	Pct.	FT	Pct.
2020-21	13-8	249-19.2	14-42	.333	9-27	.333	9-12	.750
TOTALS	13-8	249-19.2	14-42	.333	9-27	.333	9-12	.750

REBOUNDS

Season	O-D-REB-AVG.	PF-DQ	AST	TO	BLK	STL	PTS-PPG
2020-21	17-20-37-2.8	23-0	12	13	3	9	46-3.5
TOTALS	17-20-37-2.8	23-0	12	13	3	9	46-3.5

PLAYER BIOS



MIKE DePERSIA

#10

Sophomore | Guard
5-11 | 170
Cherry Hill, N.J.
Haddonfield Memorial

Birthdate: Apr. 30, 2000 (age 20)
Major: Finance

QUICK NOTES

2020-21 Team Captain... appeared in all 32 games last year and was a two-time Horizon League Freshman of the Week... set an IUPUI freshman Division I-era record with 85 assists last season... had a 3.05 assist-to-turnover ratio in league games... starting PG on two-time New Jersey state champion Haddonfield Memorial team... named South Jersey Player of the Decade... the DePersia family is one of just four families in N.J. high school history to have three siblings all score 1,000 career points as his twin brothers, Nick and Rob, also hit for 1,000 career pts.

FAST NUMBERS

	SEASON		CAREER		
DOUBLE DIGIT SCORING GAMES:	1		2		
GAMES STARTED:	13		23		
TIMES HE'S LED THE TEAM IN:	PTS	REB	AST	STL	BLK
(SEASON/CAREER)	0/0	0/0	7/16	4/11	2/2

CAREER/SEASON HIGHS

CAREER HIGH	CATEGORY	SEASON HIGH
11 vs. Cleveland St. (12/30/19)	PTS	10 vs. Tennessee St. (12/12/2020)
6 - 3x	REB	6 - twice
8 - twice	AST	8 vs. Tennessee St. (12/12/2020)
4 vs. Milwaukee (1/29/2021)	FG	4 vs. Milwaukee (1/29/2021)
7 at Green Bay (2/6/2021)	FGA	7 at Green Bay (2/6/2021)
1 - 10x	3FG	1 - 6x
4 at Green Bay (2/6/2021)	3FGA	4 at Green Bay (2/6/2021)
6 vs. Wright St. (1/10/2020)	FT	3 vs. Tennessee St. (12/12/2020)
10 vs. Wright St. (1/10/2020)	FTA	4 vs. Tennessee St. (12/12/2020)
3 - 4x	STL	2 - 5x
1 - twice	BLK	1 - twice
37 - twice	MIN	37 at Northern Kentucky (1/15/2021)

GAME-BY-GAME

Opponent	MIN	FG	3FG	FT	O-D-T	PF	A	TO	B	S	PTS
Tennessee St.*	36	3-6	1-1	3-4	2-2-4	3	8	3	0	2	10
Cleveland St.*	13	0-1	0-0	0-0	0-0-0	2	5	0	0	1	0
Cleveland St.*	13	0-2	0-2	0-0	0-1-1	1	2	3	0	2	0
at Milwaukee*	17	1-1	1-1	2-3	1-2-3	3	4	0	0	0	5
at Milwaukee*	36	1-3	0-1	1-3	0-3-3	3	3	2	1	2	3
at Northern Ky.*	37	2-4	0-1	2-3	0-5-5	2	3	1	0	2	6
at Northern Ky.*	28	1-3	1-2	1-2	0-0-0	2	1	2	1	1	4
Wright St.*	29	2-6	1-2	2-2	0-1-1	0	2	0	0	1	7
Wright St.*	27	2-5	1-3	0-0	0-1-1	4	4	2	0	1	5
Milwaukee*	32	4-5	0-1	0-0	0-6-6	3	1	0	0	2	8
Milwaukee*	30	0-4	0-2	0-0	1-3-4	3	4	0	0	1	0
at Green Bay*	35	1-2	0-0	0-0	1-2-3	3	6	0	0	0	2
at Green Bay*	35	2-7	1-4	0-0	3-3-6	5	1	0	0	0	5
UIC											
UIC											
at Y'town St.											
at Y'town St.											
HL 1st Round											
HL 2nd Round											
HL Semis											
HL Finals											

* denotes starter

CAREER STATS

Season	GP-GS	MIN-Avg	FG	Pct.	3FG	Pct.	FT	Pct.
2019-20	32-10	701-21.9	28-82	.341	4-34	.118	22-41	.537
2020-21	13-13	1069-28.3	19-49	.388	6-20	.300	11-17	.647
TOTALS	45-23	1069-23.8	47-131	.359	10-54	.185	33-58	.569

REBOUNDS

Season	O-D-REB-AVG.	PF-DQ	AST	TO	BLK	STL	PTS-PPG
2019-20	22-48-70-2.2	60-1	85	42	0	33	82-2.6
2020-21	8-29-37-2.8	34-1	44	13	2	15	55-4.2
TOTALS	30-77-107-2.4	94-2	129	55	2	48	137-3.0



AZARIAH SEAY

(AZ-uh-rye-uh) (SAY)

#12

Junior | Guard
6-4 | 195
Montgomery, Ala.
Robert E. Lee (Blinn College)

Birthdate: Dec. 18, 1999 (age 21)
Major: General Studies

QUICK NOTES

Nickname is AZ... joined the Jaguars after spending last season at Blinn (Texas) College... played his freshman campaign at Alabama State, where Coach Rimm was on staff prior to coming to IUPUI... averaged 13.5 points and shot 49 percent from the floor last season at Blinn... made 19 appearances as a true freshman at Alabama State in 2018-19... was a three-time All-Metro performer in Montgomery, Ala., and a member of the Super State Team... was the Jaguars' first commit in his recruiting class... is IUPUI's first-ever player from the state of Alabama.

FAST NUMBERS

	SEASON		CAREER		
DOUBLE DIGIT SCORING GAMES:	2		2		
GAMES STARTED:	2		2		
TIMES HE'S LED THE TEAM IN:	PTS	REB	AST	STL	BLK
(SEASON/CAREER)	0/0	0/0	0/0	1/1	0/0

CAREER/SEASON HIGHS

CAREER HIGH	CATEGORY	SEASON HIGH
14 vs. Cleveland St. (1/2/2021)	PTS	14 vs. Cleveland St. (1/2/2021)
3 - 4x	REB	3 - 3x
4 vs. Birmingham-Southern (11/14/18)	AST	2 - 3x
6 vs. Cleveland St. (1/2/2021)	FG	6 vs. Cleveland St. (1/2/2021)
10 vs. Wright State (1/22/2021)	FGA	10 vs. Wright State (1/22/2021)
3 at Akron (11/28/18)	3FG	2 - 4x
5 at Northern Kentucky (1/16/2021)	3FGA	5 at Northern Kentucky (1/16/2021)
2 at Jackson State (3/12/19)	FT	1 - 5x
2 - 5x	FTA	2 - 4x
2 - twice	STL	2 at Northern Kentucky (1/15/2021)
1 vs. Birmingham-Southern (11/14/18)	BLK	---
25 at Milwaukee (1/8/2021)	MIN	25 at Milwaukee (1/8/2021)

GAME-BY-GAME

Opponent	MIN	FG	3FG	FT	O-D-T	PF	A	TO	B	S	PTS
Tennessee St.	13	2-5	2-3	1-2	1-2-3	0	2	1	0	1	7
Cleveland St.	14	4-8	0-2	0-0	0-1-1	1	0	0	0	0	8
Cleveland St.	18	6-9	2-4	0-0	1-2-3	2	0	3	0	0	14
at Milwaukee*	25	5-8	1-4	1-2	0-3-3	3	0	1	0	0	12
at Milwaukee*	17	0-3	0-1	0-0	0-1-1	2	2	0	0	1	0
at Northern Ky.	10	1-1	0-0	0-0	0-0-0	1	2	0	0	2	2
at Northern Ky.	12	2-6	2-5	0-0	0-2-2	3	1	1	0	0	6
Wright St.	16	2-10	0-4	1-1	1-1-2	3	0	1	0	1	5
Wright St.	18	4-7	0-2	1-2	0-0-0	2	0	1	0	0	9
Milwaukee	9	1-4	0-2	0-0	0-0-0	0	1	0	0	0	2
Milwaukee	11	1-4	1-3	1-2	1-0-1	2	1	0	0	0	4
at Green Bay	11	3-9	2-3	0-0	1-0-1	2	1	0	0	0	8
at Green Bay	7	1-5	1-4	0-0	0-0-0	1	1	0	0	0	3
UIC											
UIC											
at Y'town St.											
at Y'town St.											
HL 1st Round											
HL 2nd Round											
HL Semis											
HL Finals											

* denotes starter

CAREER STATS


Season	GP-GS	MIN-Avg	FG	Pct.	3FG	Pct.	FT	Pct.
2018-19*	19-0	127-6.7	12-41	.293	6-24	.250	4-7	.571
2020-21	13-2	181-13.9	32-79	.405	11-37	.297	5-9	.556
TOTALS	13-2	181-13.9	32-79	.405	11-37	.297	5-9	.556

REBOUNDS

Season	O-D-REB-AVG.	PF-DQ	AST	TO	BLK	STL	PTS-PPG
2018-19*	8-9-7-0.9	21-0	8	7	1	6	34-1.8
2020-21	5-12-17-1.3	22-0	11	8	0	5	80-6.2
TOTALS	5-12-17-1.3	22-0	11	8	0	5	80-6.2

*at Alabama State / TOTALS only reflect IUPUI totals

PLAYER BIOS



MARCUS BURK

Senior | Guard
6-3 | 195
Indianapolis, Ind.
Franklin Central (Campbell)

Birthdate: Sept. 27, 1997 (age 23)
Major: General Studies

#14

QUICK NOTES

2nd Team All-Horizon Leaguer last season and preseason 1st teamer this year... 2020-21 team captain... his 21.3 ppg scoring average last year was the highest by an IUPUI player since George Hill's 21.5 mark in 2007-2008... two-time Horizon League Player of the Week last season... hit 93 3's and totaled 682 points in his first year at IUPUI... born in Gary, Ind... played his first two seasons at Campbell... he and teammate Chris Clemons (42 pts, 10-14 3's) each hit 10 3's in a game against Liberty on Jan. 22, 2018... has 1,718 career points between IUPUI and Campbell.

FAST NUMBERS

	SEASON	CAREER			
DOUBLE DIGIT SCORING GAMES:	12	41			
20+ POINT SCORING GAMES:	5	24			
30+ POINT SCORING GAMES:	1	5			
DOUBLE DIGIT REBOUNDING GAMES:	0	1			
DOUBLE-DOUBLES:	0	1			
GAMES STARTED:	12	44			
DUNKS:	2	6			
TIMES HE'S LED THE TEAM IN:	PTS	REB	AST	STL	BLK
(SEASON/CAREER)	8/31	1/3	1/3	7/16	3/10

CAREER/SEASON HIGHS

CAREER HIGH	CATEGORY	SEASON HIGH
39 at Oakland (1/25/20)	PTS	32 vs. Wright State (1/23/2021)
10 at Detroit Mercy (1/23/20)	REB	7 at Green Bay (2/6/2021)
7 vs. The Citadel (12/14/17)	AST	6 at Green Bay (2/5/2021)
13 - twice	FG	13 vs. Wright State (1/23/2021)
24 - twice	FGA	21 at Northern Kentucky (1/15/2021)
10 at Liberty (1/23/18)	3FG	6 at Northern Kentucky (1/15/2021)
16 at Liberty (1/23/18)	3FGA	9 vs. Milwaukee (1/30/2021)
11 at Green Bay (2/5/2021)	FT	11 at Green Bay (2/5/2021)
13 - twice	FTA	13 at Green Bay (2/5/2021)
6 at Northern Kentucky (1/16/2021)	STL	6 at Northern Kentucky (1/16/2021)
2 - twice	BLK	2 vs. Cleveland St. (1/1/2021)
44 at Oakland (1/25/20)	MIN	39 - twice

GAME-BY-GAME

Opponent	MIN	FG	3FG	FT	O-D-T	PF	A	TO	B	S	PTS
Tennessee St.*	36	6-15	2-6	4-7	0-4-4	1	2	1	1	2	18
Cleveland St.*	37	8-15	1-6	1-2	0-2-2	2	2	1	2	2	18
Cleveland St.*	33	5-12	1-6	4-4	0-2-2	4	0	6	0	3	15
at Milwaukee*	32	3-17	1-8	2-2	0-2-2	2	2	2	0	3	9
at Milwaukee*	27	6-14	3-8	0-0	0-2-2	4	2	4	0	1	15
at Northern Ky.*	35	10-21	6-7	1-3	1-1-2	2	2	3	0	2	27
at Northern Ky.*	38	9-15	3-6	2-3	2-4-6	4	1	5	0	6	23
Wright St.	17	6-9	1-3	1-1	0-2-2	0	1	1	0	1	14
Wright St.*	32	13-20	1-3	5-5	1-4-5	2	1	1	1	3	32
Milwaukee*	36	10-18	3-6	3-4	2-4-6	1	1	4	0	0	26
Milwaukee*	39	5-18	3-9	6-6	0-4-4	4	2	2	0	0	19
at Green Bay*	39	5-10	4-7	11-13	0-3-3	2	6	2	0	1	25
at Green Bay*	37	5-16	3-8	6-8	0-7-7	5	2	5	1	0	19
UIC											
UIC											
at Y'town St.											
at Y'town St.											
HL 1st Round											
HL 2nd Round											
HL Semis											
HL Finals											

* denotes starter

CAREER STATS

Season	GP-GS	MIN-Avg	FG	Pct.	3FG	Pct.	FT	Pct.
2016-17*	36-12	754-20.9	96-224	.429	67-167	.401	29-37	.784
2017-18*	33-32	1050-31.8	173-353	.490	91-226	.403	51-60	.850
2019-20	32-32	1116-34.9	237-548	.432	93-241	.386	115-147	.782
2020-21	13-12	438-33.7	91-200	.455	32-83	.386	46-58	.793
TOTALS	45-44	1554-34.5	328-748	.439	125-324	.386	161-205	.785

REBOUNDS

Season	O-D-REB-AVG.	PF-DQ	AST	TO	BLK	STL	PTS-PPG
2016-17*	9-78-87-2.4	51-0	28	25	3	17	288-8.0
2017-18*	19-100-119-3.6	58-1	38	45	8	42	488-14.8
2019-20	18-92-110-3.4	88-2	62	77	8	37	682-21.3
2020-21	6-41-47-3.6	33-1	24	37	5	24	260-20.0
TOTALS	24-133-157-3.5	121-3	86	114	13	61	942-20.9

*at Campbell | TOTALS only reflect IUPUI totals



AMRIT DHALIWAL

(AM-rit) (DOLL-ee-woll)

Sophomore | Guard
6-0 | 175
Modesto, Calif.
Central Catholic (Modesto C.C.)

#15

Birthdate: Dec. 3, 1998 (age 22)
Major: Political Science

QUICK NOTES

Non-scholarship addition who intends on joining the team for the second semester... played last season at Modesto (Calif.) J.C. where he averaged a team-high 13.9 points and 2.8 assists per game... hit a team-high 61 threes and had five games of 20 or more... spent the 2018-2019 season at Fresno State, where he redshirted the season... won a 2017 CIF State Championship at Central Catholic (Calif.) High School, helping his squad to a 26-8 overall record... sixth IUPUI player in school history from California and first since Khufu Najee.

FAST NUMBERS

		SEASON		CAREER		
DOUBLE DIGIT SCORING GAMES:		0		0		
GAMES STARTED:		0		0		
TIMES HE'S LED THE TEAM IN:		PTS	REB	AST	STL	BLK
(SEASON/CAREER)		0/0	0/0	0/0	0/0	0/0

CAREER/SEASON HIGHS

CAREER HIGH	CATEGORY	SEASON HIGH
---	PTS	---
---	REB	---
---	AST	---
---	FG	---
---	FGA	---
---	3FG	---
---	3FGA	---
---	FT	---
---	FTA	---
---	STL	---
---	BLK	---
---	MIN	---

GAME-BY-GAME

Opponent	MIN	FG	3FG	FT	O-D-T	PF	A	TO	B	S	PTS
Tennessee St.					did not play						
Cleveland St.					did not play						
Cleveland St.					did not play						
at Milwaukee					did not play						
at Milwaukee					did not play						
at Northern Ky.					did not play						
at Northern Ky.					did not play						
Wright St.					did not play						
Wright St.					did not play						
Milwaukee					did not play						
Milwaukee					did not play						
at Green Bay					did not play						
at Green Bay					did not play						
UIC											
UIC											
at Y'town St.											
at Y'town St.											
HL 1st Round											
HL 2nd Round											
HL Semis											
HL Finals											

* denotes starter

CAREER STATS

Season	GP-GS	MIN-Avg	FG	Pct.	3FG	Pct.	FT	Pct.
2020-21	0-0	0-0.0	0-0	.000	0-0	.000	0-0	.000
TOTALS	0-0	0-0.0	0-0	.000	0-0	.000	0-0	.000

REBOUNDS

Season	O-D-REB-AVG.	PF-DQ	AST	TO	BLK	STL	PTS-PPG
2020-21	0-0-0-0.0	0-0	0	0	0	0	0-0.0
TOTALS	0-0-0-0.0	0-0	0	0	0	0	0-0.0

PLAYER BIOS



SAWYER STOLTZ

#20

Sophomore | Forward
6-9 | 200
Huntington, Ind.
Huntington North

Birthdate: May 3, 2000 (age 20)
Major: Undeclared

QUICK NOTES

Non-scholarship addition to the team played three seasons at Huntington North where he was an HM All-State honoree following a senior year in which he averaged 13.2 points and 5.8 rebounds per game... was a 2nd team Northeast 8 Conference (NE8) honoree... played AAU basketball for Indiana Elite.

FAST NUMBERS

	SEASON		CAREER		
DOUBLE DIGIT SCORING GAMES:	0		0		
GAMES STARTED:	0		0		
TIMES HE'S LED THE TEAM IN:	PTS	REB	AST	STL	BLK
(SEASON/CAREER)	0/0	0/0	0/0	0/0	1/2

CAREER/SEASON HIGHS

CAREER HIGH	CATEGORY	SEASON HIGH
---	PTS	---
2 - twice	REB	2 vs. Wright State (1/22/2021)
1 - 3x	AST	1 - twice
---	FG	---
1 - 4x	FGA	1 - twice
---	3FG	---
---	3FGA	---
---	FT	---
2 vs. Wright State (1/22/2021)	FTA	2 vs. Wright State (1/22/2021)
1 vs. Wright State (1/23/2021)	STL	1 vs. Wright State (1/23/2021)
1 - twice	BLK	1 vs. Wright State (1/22/2021)
9 at UIC (3/3/2020)	MIN	6 vs. Wright State (1/22/2021)

GAME-BY-GAME

Opponent	MIN	FG	3FG	FT	O-D-T	PF	A	TO	B	S	PTS
Tennessee St.	2	0-1	0-0	0-0	1-0-1	1	0	0	0	0	0
Cleveland St.	3	0-1	0-0	0-0	0-1-1	0	1	0	0	0	0
Cleveland St.					did not play						
at Milwaukee	4	0-0	0-0	0-0	0-0-0	0	0	0	0	0	0
at Milwaukee					did not play						
at Northern Ky.					did not play						
at Northern Ky.					did not play						
Wright St.	6	0-0	0-0	0-2	1-1-2	0	0	0	1	0	0
Wright St.	4	0-0	0-0	0-0	0-0-0	1	1	0	0	1	0
Milwaukee					did not play						
Milwaukee					did not play						
at Green Bay					did not play						
at Green Bay					did not play						
UIC											
UIC											
at Y'town St.											
at Y'town St.											
HL 1st Round											
HL 2nd Round											
HL Semis											
HL Finals											


* denotes starter

CAREER STATS

Season	GP-GS	MIN-Avg	FG	Pct.	3FG	Pct.	FT	Pct.
2019-20	10-0	31-3.1	0-2	.000	0-0	.000	0-0	.000
2020-21	5-0	19-3.8	0-2	.000	0-0	.000	0-2	.000
TOTALS	15-0	50-3.3	0-4	.000	0-0	.000	0-2	.000

REBOUNDS

Season	O-D-REB-AVG.	PF-DQ	AST	TO	BLK	STL	PTS-PPG
2019-20	1-4-5-0.5	5-0	1	3	1	0	0-0.0
2020-21	2-2-4-0.8	2-0	2	0	1	1	0-0.0
TOTALS	3-6-9-0.6	7-0	3	3	2	1	0-0.0



DIMITRI GEORGIADIS

(jor-gee-ODD-diss)

#23

Junior | Forward
6-9 | 245

Richmond, Va.
Benedictine College Prep (State Fair C.C.)

Birthdate: May 19, 1999 (age 21)
Major: Communication Studies

QUICK NOTES

Known as Meech by teammates... transfer from State Fair C.C. played in 27 games, making 17 starts and was a teammate of Nathan McClure... averaged 3.9 points, 5.9 rebounds per game while shooting 42% from the floor... led the team in blocked shots (20)... played his freshman season at The Citadel (6 games total)... first language is Romanian... father Basil was a collegiate swimmer at Lawrence University and mother Gabriela played college basketball at Transylvania University in Romania... played for the Romanian U18 National Team in 2017... just second-ever IUPUI player from Virginia (Matt Crenshaw).

FAST NUMBERS

	SEASON		CAREER		
DOUBLE DIGIT SCORING GAMES:	0		0		
GAMES STARTED:	0		0		
TIMES HE'S LED THE TEAM IN:	PTS	REB	AST	STL	BLK
(SEASON/CAREER)	0/0	0/0	0/0	0/0	0/0

CAREER/SEASON HIGHS

CAREER HIGH	CATEGORY	SEASON HIGH
5 - twice	PTS	5 vs. Milwaukee (1/30/2021)
4 vs. Milwaukee (1/30/2021)	REB	4 vs. Milwaukee (1/30/2021)
1 - 3x	AST	1 vs. Milwaukee (1/29/2021)
2 - twice	FG	1 vs. Milwaukee (1/30/2021)
3 - 2x	FGA	1 - 3x
---	3FG	---
---	3FGA	---
3 vs. Milwaukee (1/30/2021)	FT	3 vs. Milwaukee (1/30/2021)
4 vs. Milwaukee (1/30/2021)	FTA	4 vs. Milwaukee (1/30/2021)
3 vs. Johnson (Fla.) (11/14/18)	STL	---
1 - twice	BLK	1 - twice
10 vs. Mid-Atlantic Christian (11/12/18)	MIN	9 vs. Milwaukee (1/30/2021)

GAME-BY-GAME

Opponent	MIN	FG	3FG	FT	O-D-T	PF	A	TO	B	S	PTS
Tennessee St.	4	0-0	0-0	2-2	0-2-2	1	0	1	1	0	2
Cleveland St.	1	0-0	0-0	0-0	0-0-0	0	0	0	0	0	0
Cleveland St.					did not play						
at Milwaukee	4	0-0	0-0	0-0	0-1-1	1	0	0	0	0	0
at Milwaukee	2	0-0	0-0	0-0	0-0-0	1	0	1	0	0	0
at Northern Ky.	2	0-0	0-0	0-0	0-0-0	0	0	0	0	0	0
at Northern Ky.					did not play						
Wright St.	5	0-1	0-0	0-0	1-0-1	3	0	0	0	0	0
Wright St.	6	0-0	0-0	0-0	0-0-0	0	0	0	0	0	0
Milwaukee	4	0-0	0-0	0-0	1-1-2	0	1	0	1	0	0
Milwaukee	9	1-1	0-0	3-4	3-1-4	4	0	0	0	0	5
at Green Bay	2	0-1	0-0	0-0	0-0-0	1	0	0	0	0	0
at Green Bay	2	0-0	0-0	0-0	0-0-0	0	0	0	0	0	0
UIC											
UIC											
at Y'town St.											
at Y'town St.											
HL 1st Round											
HL 2nd Round											
HL Semis											
HL Finals											

* denotes starter

CAREER STATS

Season	GP-GS	MIN-Avg	FG	Pct.	3FG	Pct.	FT	Pct.
2018-19*	6-0	27-4.5	4-7	.571	0-0	.000	1-1	1.000
2020-21	11-0	41-3.7	1-3	.333	0-0	.000	5-6	.833
TOTALS	11-0	41-3.7	1-3	.333	0-0	.000	5-6	.833

REBOUNDS

Season	O-D-REB-AVG.	PF-DQ	AST	TO	BLK	STL	PTS-PPG
2018-19*	2-3-5-0.8	2-0	1	1	0	3	9-1.5
2020-21	5-5-10-0.9	11-0	1	2	2	0	7-0.6
TOTALS	7-8-15-0.9	11-0	1	2	2	0	7-0.6

*at The Citadel | TOTALS only reflect IUPUI totals

PLAYER BIOS



JONAH CARRASCO
(cuh-RASS-ko) **#24**
Junior | Forward
6-9 | 220
Wichita, Kan.
Wichita North (Otero J.C.)

Birthdate: Jan. 19, 1999 (age 22)
Major: General Studies

QUICK NOTES

Started all 32 games at Otero (Colo.) College last season, averaging 5.7 points and 4.0 rebounds per game while helping the Rattlers to a 25-7 record... played his freshman year at Navarro J.C. where he was a 3rd Team NJCAA Academic All-American... played in 18 games that season, averaging 2.5 points and 1.8 rebounds per game... was a standout at Wichita North (Kan.) High School before playing a postgraduate season at Next Level Prep (Kan.)... he is IUPUI's first-ever player from the state of Kansas.

FAST NUMBERS

	SEASON	CAREER
DOUBLE DIGIT SCORING GAMES:	0	0
GAMES STARTED:	0	0
DUNKS:	1	1

TIMES HE'S LED THE TEAM IN:	PTS	REB	AST	STL	BLK
(SEASON/CAREER)	0/0	0/0	0/0	0/0	1/1

CAREER/SEASON HIGHS

CAREER HIGH	CATEGORY	SEASON HIGH
2 - twice	PTS	2 - twice
2 at Milwaukee (1/9/2021)	REB	2 at Milwaukee (1/9/2021)
---	AST	---
1 - twice	FG	1 - twice
1 - 4x	FGA	1 - 4x
---	3FG	---
---	3FGA	---
---	FT	---
1 vs. Tennessee St. (12/12/2020)	FTA	1 vs. Tennessee St. (12/12/2020)
---	STL	---
1 - twice	BLK	1 - twice
7 - twice	MIN	7 - twice

GAME-BY-GAME

Opponent	MIN	FG	3FG	FT	O-D-T	PF	A	TO	B	S	PTS
Tennessee St.	3	1-1	0-0	0-1	1-0-1	1	0	0	1	0	2
Cleveland St.	7	1-1	0-0	0-0	0-0-0	1	0	2	0	0	2
Cleveland St.	7	0-0	0-0	0-0	0-0-0	0	0	2	0	0	0
at Milwaukee	7	0-0	0-0	0-0	0-0-0	2	0	0	0	0	0
at Milwaukee	3	0-0	0-0	0-0	0-2-2	0	0	0	1	0	0
at Northern Ky.	2	0-1	0-0	0-0	0-0-0	0	0	0	0	0	0
at Northern Ky.	1	0-0	0-0	0-0	0-0-0	0	0	1	0	0	0
Wright St.	5	0-1	0-0	0-0	1-0-1	1	0	0	0	0	0
Wright St.	2	0-0	0-0	0-0	0-0-0	0	0	1	0	0	0
Milwaukee					did not play						
Milwaukee					did not play						
at Green Bay					did not play						
at Green Bay					did not play						
UIC											
UIC											
at Y'town St.											
at Y'town St.											
HL 1st Round											
HL 2nd Round											
HL Semis											
HL Finals											

* denotes starter

CAREER STATS

Season	GP-GS	MIN-Avg	FG	Pct.	3FG	Pct.	FT	Pct.
2020-21	9-0	37-4.1	2-4	.500	0-0	.000	0-1	.000
TOTALS	9-0	37-4.1	2-4	.500	0-0	.000	0-1	.000

REBOUNDS

Season	O-D-REB-AVG.	PF-DQ	AST	TO	BLK	STL	PTS-PPG
2020-21	2-2-4-0.4	5-0	0	6	2	0	4-0.4
TOTALS	2-2-4-0.4	5-0	0	6	2	0	4-0.4



ELYJAH GOSS
(same as Elijah) **#32**
Senior | Forward
6-7 | 215
Bolingbrook, Ill.
Plainfield East

Birthdate: April 28, 1998 (age 22)
Major: Nutrition/Sport Tourism Certificate

QUICK NOTES

2020 Horizon League All-Defensive Team selection... 2020-21 team captain... set a school record with 369 rebounds last season and is the program's single-game (21) and career (811) rebound leader... owns six career games of 17 boards or more... owns 39 career double-digit rebound games and 21 double-doubles... tied IUPUI's D1 record with 12 double-doubles last season... already earned his degree in Sports Management and is now pursuing certificates in nutrition and sport tourism... named to the NABC Honors Court last season.

FAST NUMBERS

	SEASON	CAREER
DOUBLE DIGIT SCORING GAMES:	6	30
20+ POINT SCORING GAMES:	0	1
DOUBLE DIGIT REBOUNDING GAMES:	9	39
DOUBLE-DOUBLES:	6	21
GAMES STARTED:	13	67
DUNKS:	4	70

TIMES HE'S LED THE TEAM IN:	PTS	REB	AST	STL	BLK
(SEASON/CAREER)	0/1	11/55	0/3	2/14	3/36

CAREER/SEASON HIGHS

CAREER HIGH	CATEGORY	SEASON HIGH
23 vs. Detroit Mercy (2/29/20)	PTS	15 at Green Bay (2/5/2021)
21 vs. IU South Bend (12/10/19)	REB	16 vs. Tennessee St. (12/12/2020)
4 at Oakland (1/25/20)	AST	2 at Northern Kentucky (1/15/2021)
11 vs. Detroit Mercy (2/29/20)	FG	5 - twice
15 vs. Detroit Mercy (2/29/20)	FGA	10 - twice
2 at Boston College (11/14/18)	3FG	---
3 - 4x	3FGA	1 vs. Tennessee St. (12/12/2020)
6 vs. Cleveland State (1/10/19)	FT	5 - 3x
10 vs. Youngstown State (12/28/19)	FTA	8 - twice
3 vs. Cleveland St. (1/2/2021)	STL	3 vs. Cleveland St. (1/2/2021)
6 at Milwaukee (1/3/20)	BLK	3 - twice
40 - twice	MIN	38 - 4x

GAME-BY-GAME

Opponent	MIN	FG	3FG	FT	O-D-T	PF	A	TO	B	S	PTS
Tennessee St.*	28	1-5	0-1	5-6	3-13-16	3	1	2	3	0	7
Cleveland St.*	38	4-7	0-0	4-5	3-9-12	3	1	4	0	1	12
Cleveland St.*	38	4-5	0-0	1-2	3-7-10	1	1	0	0	3	9
at Milwaukee*	29	3-6	0-0	2-5	1-7-8	3	1	2	0	0	8
at Milwaukee*	33	4-7	0-0	2-4	1-12-13	1	0	3	0	1	10
at Northern Ky.*	33	2-7	0-0	1-2	5-2-7	2	2	1	0	0	5
at Northern Ky.*	38	3-8	0-0	0-2	2-3-5	2	0	0	0	1	6
Wright St.*	23	3-6	0-0	0-0	1-6-7	3	0	1	0	0	6
Wright St.*	26	1-6	0-0	2-2	2-8-10	4	1	1	0	0	4
Milwaukee*	36	4-7	0-0	5-8	6-9-15	3	0	1	3	1	13
Milwaukee*	31	3-10	0-0	4-6	8-6-14	4	1	4	2	0	10
at Green Bay*	38	5-8	0-0	5-8	2-9-11	3	0	4	0	0	15
at Green Bay*	37	5-10	0-0	3-4	3-9-12	2	0	2	0	1	13
UIC											
UIC											
at Y'town St.											
at Y'town St.											
HL 1st Round											
HL 2nd Round											
HL Semis											
HL Finals											

* denotes starter

CAREER STATS

Season	GP-GS	MIN-Avg	FG	Pct.	3FG	Pct.	FT	Pct.
2017-18	30-0	414-13.8	41-93	.441	4-13	.308	22-29	.759
2018-19	31-25	710-22.9	79-150	.527	7-24	.292	46-65	.708
2019-20	32-29	995-31.1	116-238	.487	1-16	.063	58-104	.558
2020-21	13-13	428-32.9	42-92	.457	0-1	.000	34-54	.630
TOTALS	106-67	2547-24.0	278-573	.485	12-54	.222	160-252	.635

REBOUNDS

Season	O-D-REB-AVG.	PF-DQ	AST	TO	BLK	STL	PTS-PPG
2017-18	38-68-106-3.5	46-0	12	20	11	12	108-3.6
2018-19	61-135-196-6.3	51-0	23	28	24	19	211-6.8
2019-20	123-246-369-11.5	82-2	28	50	33	16	291-9.1
2020-21	40-100-140-10.8	34-0	8	25	8	8	118-9.1
TOTALS	262-549-811-7.7	213-2	71	123	76	55	728-6.9

PLAYER BIOS



DIMITAR PANDEV

(DIM-ee-tar) (PAN-dev)

#33

Junior | Forward

6-10 | 225

Strumica, Macedonia

The Skill Factory (Clarendon College)

Birthdate: Oct. 9, 1997 (age 23)

Major: General Studies

QUICK NOTES

Suffered an injury at NKU on Jan. 16 and will miss the remainder of the season... nicknamed Panda by teammates... final addition to the Jaguars' recruiting class this past season... transferred to IUPUI from Clarendon (Texas) College where he averaged 3.5 points and 4.0 rebounds per game... played his freshman year at Salt Lake (Utah) C.C.... played for U20 North Macedonia in the U20 European Championships during the 2017-18 international season... later played for the Atlanta-based The Skill Factory upon coming to the U.S.... just the third European to play for the Jags, joining Petar Macura (Croatia) and Michal Vavrek (Slovakia).

FAST NUMBERS

	SEASON		CAREER		
DOUBLE DIGIT SCORING GAMES:	0		0		
GAMES STARTED:	3		3		
TIMES HE'S LED THE TEAM IN:	PTS	REB	AST	STL	BLK
(SEASON/CAREER)	0/0	0/0	0/0	0/0	1/1

CAREER/SEASON HIGHS

CAREER HIGH	CATEGORY	SEASON HIGH
5 vs. Tennessee St. (12/12/2020)	PTS	5 vs. Tennessee St. (12/12/2020)
6 vs. Cleveland St. (1/1/2021)	REB	6 vs. Cleveland St. (1/1/2021)
3 vs. Cleveland St. (1/2/2021)	AST	3 vs. Cleveland St. (1/2/2021)
2 vs. Tennessee St. (12/12/2020)	FG	2 vs. Tennessee St. (12/12/2020)
7 vs. Tennessee St. (12/12/2020)	FGA	7 vs. Tennessee St. (12/12/2020)
1 - twice	3FG	1 - twice
3 vs. Cleveland St. (1/1/2021)	3FGA	3 vs. Cleveland St. (1/1/2021)
1 at Milwaukee (1/8/2021)	FT	1 at Milwaukee (1/8/2021)
2 vs. Cleveland St. (1/1/2021)	FTA	2 vs. Cleveland St. (1/1/2021)
1 vs. Cleveland St. (1/2/2021)	STL	1 vs. Cleveland St. (1/2/2021)
1 vs. Cleveland St. (1/2/2021)	BLK	1 vs. Cleveland St. (1/2/2021)
16 vs. Cleveland St. (1/2/2021)	MIN	16 vs. Cleveland St. (1/2/2021)

GAME-BY-GAME

Opponent	MIN	FG	3FG	FT	O-D-T	PF	A	TO	B	S	PTS
Tennessee St.*	15	2-7	1-2	0-0	1-2-3	2	1	1	0	0	5
Cleveland St.*	15	0-4	0-3	0-2	2-4-6	1	0	1	0	0	0
Cleveland St.*	16	0-4	0-2	0-0	0-1-1	0	3	1	1	1	0
at Milwaukee	5	1-1	0-0	1-1	1-1-2	0	0	0	0	0	3
at Milwaukee	5	1-1	1-1	0-0	0-0-0	2	0	1	0	0	3
at Northern Ky.	3	0-0	0-0	0-0	0-0-0	0	0	0	0	0	0
at Northern Ky.	1	0-0	0-0	0-0	1-0-1	0	0	0	0	0	0
Wright St.					did not play						
Wright St.					did not play						
Milwaukee					did not play						
Milwaukee					did not play						
at Green Bay					did not play						
at Green Bay					did not play						
UIC											
UIC											
at Y'town St.											
at Y'town St.											
HL 1st Round											
HL 2nd Round											
HL Semis											
HL Finals											

* denotes starter

CAREER STATS

Season	GP-GS	MIN-Avg	FG	Pct.	3FG	Pct.	FT	Pct.
2020-21	7-3	60-8.6	4-17	.235	2-8	.250	1-3	.333
TOTALS	7-3	60-8.6	4-17	.235	2-8	.250	1-3	.333

REBOUNDS

Season	O-D-REB-AVG.	PF-DQ	AST	TO	BLK	STL	PTS-PPG
2020-21	5-8-13-1.9	5-0	4	4	1	1	11-1.6
TOTALS	5-8-13-1.9	5-0	4	4	1	1	11-1.6



ACTON SHIRLEY

#50

Junior | Center

7-0 | 260

Zebulon, Ga.

Pike County (Saddleback College)

Birthdate: May 3, 2000 (age 20)

Major: General Studies

QUICK NOTES

Third 7-footer in IUPUI history (Bill Van Senus & Ahmed Ismail)... joined Jags from Saddleback (Calif.) College where he averaged 4.0 points and 1.7 rebounds per game and shot 76% from the floor and 84% from the line last season... redshirted as a freshman at Gardner-Webb in 2017-18 before playing a season at North Georgia in 2018-19... starred at Pike County High School in Zebulon, Ga. (50 miles south of Atlanta) where he competed in basketball, wrestling and track & field... named Class 3A South All-State as a senior... third IUPUI player ever from Georgia (Mike Lunday & D.A. Harvey)

FAST NUMBERS

	SEASON	CAREER			
DOUBLE DIGIT SCORING GAMES:	0	0			
GAMES STARTED:	0	0			
DUNKS:	1	1			
TIMES HE'S LED THE TEAM IN:	PTS	REB	AST	STL	BLK
(SEASON/CAREER)	0/0	0/0	0/0	0/0	1/1

CAREER/SEASON HIGHS

CAREER HIGH	CATEGORY	SEASON HIGH
2 - 3x	PTS	2 - 3x
1 - twice	REB	1 - twice
1 vs. Cleveland St. (1/1/2021)	AST	1 vs. Cleveland St. (1/1/2021)
1 - 3x	FG	1 - 3x
3 vs. Wright State (1/22/2021)	FGA	3 vs. Wright State (1/22/2021)
---	3FG	---
---	3FGA	---
---	FT	---
---	FTA	---
---	STL	---
1 vs. Cleveland St. (1/2/2021)	BLK	1 vs. Cleveland St. (1/2/2021)
7 at Milwaukee (1/8/2021)	MIN	7 at Milwaukee (1/8/2021)

GAME-BY-GAME

Opponent	MIN	FG	3FG	FT	O-D-T	PF	A	TO	B	S	PTS
Tennessee St.	3	0-0	0-0	0-0	0-0-0	2	0	0	0	0	0
Cleveland St.	2	0-0	0-0	0-0	0-0-0	0	1	0	0	0	0
Cleveland St.	2	1-2	0-0	0-0	0-0-0	1	0	0	1	0	2
at Milwaukee	7	1-1	0-0	0-0	1-0-1	3	0	1	0	0	2
at Milwaukee	2	0-0	0-0	0-0	0-0-0	0	0	0	0	0	0
at Northern Ky.					did not play						
at Northern Ky.					did not play						
Wright St.	4	1-3	0-0	0-0	1-0-1	3	0	0	0	0	2
Wright St.	2	0-1	0-0	0-0	0-0-0	0	0	0	0	0	0
Milwaukee					did not play						
Milwaukee					did not play						
at Green Bay					did not play						
at Green Bay	1	0-0	0-0	0-0	0-0-0	2	0	0	0	0	0
UIC											
UIC											
at Y'town St.											
at Y'town St.											
HL 1st Round											
HL 2nd Round											
HL Semis											
HL Finals											

* denotes starter

CAREER STATS

Season	GP-GS	MIN-Avg	FG	Pct.	3FG	Pct.	FT	Pct.
2020-21	8-0	23-2.9	3-7	.429	0-0	.000	0-0	.000
TOTALS	8-0	23-2.9	3-7	.429	0-0	.000	0-0	.000

REBOUNDS

Season	O-D-REB-AVG.	PF-DQ	AST	TO	BLK	STL	PTS-PPG
2020-21	2-0-2-0.3	11-0	1	1	1	0	6-0.8
TOTALS	2-0-2-0.3	11-0	1	1	1	0	6-0.8

RECORD BOOKS

CAREER RECORDS

Scoring

Rk.	Pts	Name	Year(s)
1.	2,556	Carlos Knox	1994-98
2.	2,454	Aldray Gibson	1983-87
3.	2,286	Alex Young	2008-12
4.	1,928	Jesse Bingham	1985-89
5.	1,619	George Hill	2004-08
6.	1,558	Jared Lux	1992-95
7.	1,464	Leroy Nobles	2007-11
8.	1,447	Kim King	1978-83
9.	1,395	Todd Schabel	1985-89
10.	1,373	Ron Angevine	1979-83
11.	1,340	Don Carlisle	1997-01
12.	1,332	Jaylen Minnett	2017-pr.
13.	1,319	Brandon Cole	2002-06
14.	1,247	Eric McKay	1982-85
15.	1,182	Charles Price	1997-02
16.	1,170	Odell Bradley	2002-04
17.	1,134	Greg Wright	1987-90
18.	1,131	Robert Glenn	2008-10
19.	1,127	Jeff Roach	1985-88
20.	1,123	Martin Reedus	1987-90
21.	1,103	Bob Woodford	1973-77
22.	1,049	Chad Pate	1991-93
23.	1,042	Darell Combs	2015-17
24.	1,014	Jon Avery	2006-10
--	942	Marcus Burk	2019-pr.

Three Point Field Goals Made

Rk.	3FG	Name	Year(s)
1.	271	Jaylen Minnett	2017-pres.
2.	238	Brandon Cole	2002-06
3.	215	Rodney Thomas	1996-00
4.	208	Carlos Knox	1994-98
5.	202	Alex Young	2008-12
6.	196	Gary Patterson	2006-09
7.	186	Leroy Nobles	2007-11
	186	Akeem Clark	2003-05

Three Point Field Goals Attempted

Rk.	3FGA	Name	Year(s)
1.	778	Jaylen Minnett	2017-pres.
2.	673	Brandon Cole	2002-06
3.	576	Alex Young	2008-12
4.	499	Carlos Knox	1994-98
5.	490	Akeem Clark	2003-05
6.	468	Leroy Nobles	2007-11
7.	459	Gary Patterson	2006-09

Rebounds

Rk.	Reb	Name	Year(s)
1.	811	Elyjah Goss	2017-pr.
2.	769	Don Carlisle	1997-01
3.	703	Brandon Cole	2002-06
	703	Jesse Bingham	1985-89
5.	688	Charles Price	1997-02
6.	668	Alex Young	2008-12
7.	639	Tony Long	1987-91
8.	632	Billy Pettiford	2006-10
9.	623	Eric McKay	1982-85
10.	602	Evan Hall	2014-19

Blocked Shots

Rk.	Blk	Name	Year(s)
1.	165	Charles Price	1997-02
2.	118	David Dickey	1994-98
3.	100	Robert Glenn	2008-10
4.	93	Evan Hall	2014-19
5.	89	Alex Young	2008-12
6.	88	Mitch Patton	2010-14
7.	83	Billy Pettiford	2006-10
8.	82	Jon Avery	2006-10
9.	76	Elyjah Goss	2017-pr.
10.	71	Angelo Smith	2005-07
11.	66	Marcellus Barksdale	2011-16

SINGLE SEASON RECORDS

Total Rebounds

Rk.	Reb	Name	Year
1.	369	Elyjah Goss	2019-20
2.	337	Dale Taylor	1975-76
3.	294	Jesse Bingham	1988-89

Rebound Average

Rk.	RPG	Name	Year
1.	12.48	Dale Taylor	1975-76
2.	11.53	Elyjah Goss	2019-20
3.	9.35	Dale Taylor	1976-77
4.	8.94	Eric McKay	1983-84
5.	8.76	Anthony Winburn	1995-96

Double-Doubles (D1 era only)

Rk.	DD	Name	Year
1.	12	Elyjah Goss	2019-20
	12	Odell Bradley	2003-04
3.	10	Josh Murray	2002-03
4.	9	George Hill	2007-08

Threes Made

Rk.	3FG	Name	Year
1.	115	Jaylen Minnett	2019-20
2.	109	Akeem Clark	2003-04
3.	96	Carlos Knox	1997-98
4.	93	Marcus Burk	2019-20
	93	Gary Patterson	2007-08
6.	90	Camron Justice	2018-19
7.	84	Bryan Buchanan	2001-02
8.	81	Brandon Cole	2005-06
9.	78	Jaylen Minnett	2018-19
10.	77	Akeem Clark	2004-05
	77	Josh Mullins	2002-03

SINGLE GAME RECORDS

Rebounds

Rk.	Reb	Name	Date
1.	21	Elyjah Goss vs. IUSB	12-10-2019
2.	20	Michael Boles vs. IUSB	3-7-1993
	20	Austris Purvlicis vs. IPFW	1-18-1975
4.	19	Lyonell Gaines vs. IUN	12-11-2012
	19	Tony Hawkins vs. Purdue Cal.	1-15-1982
6.	18	Elyjah Goss at UIC	2-22-2020
	18	Elyjah Goss at Oakland	1-25-2020
	18	Elyjah Goss vs. Y'town St.	12-28-2019
	18	Odell Bradley vs. Ball St.	12-20-2003
	18	Rhett Dallas vs. Ind. Tech	1-23-1993
	18	Jesse Bingham vs. Anderson	11-23-1987
	18	Troy Fitts vs. Marian	2-25-1986
12.	17	Elyjah Goss at Green Bay	1-5-2020
	17	Elyjah Goss at Morehead St.	12-4-2019
	17	D.A. Harvey vs. Ind. Tech	11-28-2001
	17	Tony Long vs. S. Indiana	12-10-1989

Blocked Shots

Rk.	Blk	Name	Date
1.	7	John Hester vs. Ind. Tech	1-21-1997
2.	6	Elyjah Goss at Milwaukee	1-3-2020
	6	Charles Price vs. Indiana St.	12-20-2000
	6	Charles Price vs. Wilberforce	11-18-2000
5.	5	16 different times	

Threes Made in a Game

Rk.	3FG	Name	Date
1.	13	Rodney Thomas vs. Wilberforce	2-24-1997
2.	11	Gary Patterson vs. Southern Utah	1-31-2008
3.	9	Gary Patterson vs. Oral Roberts	2-22-2007
	9	Akeem Clark vs. East Tennessee St.	12-27-2003
	9	Carlos Knox vs. Okla. Panhandle St.	1-5-1998
	9	Nick David vs. Virgin Islands	11-22-1997
7.	8	Jaylen Minnett vs. Green Bay	2-6-2020
	8	Marcus Burk at Oakland	1-25-2020
	8	6 other times	

LAST FOUR BOX SCORES

GAME #10 • IUPUI 73, MILWAUKEE 68 (INDIANAPOLIS, IND. - INDIANA FARMERS COLISEUM)

Milwaukee 68 • 6-6,5-5 Horizon

#	Player	Total		3-Ptr		Rebounds			PF	TP	A TO Blk Stl					Min
		FG-FGA	FG-FGA	FT-FTA	Off Def Tot	PF	TP	A TO Blk Stl								
05	C.J. Wilbourn	f	1-5	0-1	0-0	0 3 3	3 2	0 1 0 0	20							20
13	Courtney Brown Jr.	f	3-6	2-3	0-0	0 6 6	3 8	0 1 0 1	30							30
03	Te'Jon Lucas	g	8-22	2-7	2-2	1 6 7	2 20	4 1 0 1	33							33
04	DeAndre Gholston	g	3-8	1-5	3-3	0 2 2	3 10	2 1 0 0	25							25
24	Josh Thomas	g	2-4	1-2	0-0	0 3 3	1 5	1 0 1 0	27							27
00	Donovan Newby		2-4	1-2	3-4	0 0 0	1 8	1 1 0 2	23							23
01	Devon Hancock		1-4	1-3	0-0	0 1 1	0 3	0 0 0 0	13							13
10	Kaleim Taylor		1-3	0-1	0-0	0 1 1	0 2	0 0 0 0	7							7
12	Amir Allen		5-5	0-0	0-0	2 2 4	3 10	0 3 0 0	22							22
Team						3 1 4		1								
Totals			26-61	8-24	8-9	6 25 31	16 68	8 9 1 4	200							
FG % 1st Half: 13-29 44.8% 2nd half: 13-32 40.6% Game: 26-61 42.6% Deadball Rebounds 1,1																
3FG % 1st Half: 5-11 45.5% 2nd half: 3-13 23.1% Game: 8-24 33.3%																
FT % 1st Half: 3-3 100.0 2nd half: 5-6 83.3% Game: 8-9 88.9%																

IUPUI 73 • 4-6,3-6 Horizon

#	Player	Total		3-Ptr		Rebounds			PF	TP	A TO Blk Stl					Min
		FG-FGA	FG-FGA	FT-FTA	Off Def Tot	PF	TP	A TO Blk Stl								
32	GOSS, Elyjah	f	4-7	0-0	5-8	6 9 15	3 13	0 1 3 1	36							36
00	MINNETT, Jaylen	g	6-18	2-9	0-0	0 1 1	4 14	4 3 1 0	35							35
05	McCLURE, Nathan	g	1-3	1-3	0-0	4 2 6	2 3	2 2 0 1	25							25
10	DePERSIA, Mike	g	4-5	0-1	0-0	0 6 6	3 8	1 0 0 2	32							32
14	BURK, Marcus	g	10-18	3-6	3-4	2 4 6	1 26	1 4 0 0	36							36
02	HARVEY, Bobby		1-7	1-4	2-4	0 4 4	0 5	2 0 0 0	15							15
04	LaSTRAP, Bakari		0-1	0-0	2-2	0 0 0	1 2	0 0 0 0	8							8
12	SEAY, Azariah		1-4	0-2	0-0	0 0 0	0 2	1 0 0 0	9							9
23	GEORGIADIS, Dimitri		0-0	0-0	0-0	1 1 2	0 0	1 0 1 0	4							4
Team						1 1 2										
Totals			27-63	7-25	12-18	14 28 42	14 73	12 10 5 4	200							
FG % 1st Half: 17-35 48.6% 2nd half: 10-28 35.7% Game: 27-63 42.9% Deadball Rebounds 2,1																
3FG % 1st Half: 4-13 30.8% 2nd half: 3-12 25.0% Game: 7-25 28.0%																
FT % 1st Half: 2-4 50.0% 2nd half: 10-14 71.4% Game: 12-18 66.7%																

Officials: Tariq Lucas,Jourdan Love,Dan Dorian
Technical fouls: Milwaukee-None. IUPUI-None.

Attendance:

Score by periods	1st	2nd	Total	Points MKE IUPUI	In Paint 28 26	Off T/O 8 6	2nd Chance 11 15	Fast Break 15 6	Bench 23 9
Milwaukee	34	34	68						
IUPUI	40	33	73						

Last FG - MKE 2nd-01:14, IUPUI 2nd-02:50.
Largest lead - MKE None, IUPUI by 9 2nd-04:02.
MKE led for 00:00. IUPUI led for 37:41. Game was tied for 02:16.

Score tied - 1 time.
Lead changed - 0 times.

GAME #11 • MILWAUKEE 83, IUPUI 76 (INDIANAPOLIS, IND. - INDIANA FARMERS COLISEUM)

Milwaukee 83 • 7-6,6-5 Horizon

#	Player	Total		3-Ptr		Rebounds			PF	TP	A TO Blk Stl					Min
		FG-FGA	FG-FGA	FT-FTA	Off Def Tot	PF	TP	A TO Blk Stl								
05	C.J. Wilbourn	f	5-7	0-0	1-2	3 5 8	2 11	0 1 0 1	27							27
12	Amir Allen	f	2-4	0-0	2-3	2 2 4	4 6	2 0 1 0	21							21
00	Donovan Newby	g	3-3	1-1	3-3	0 1 1	4 10	3 1 0 0	18							18
03	Te'Jon Lucas	g	3-12	0-4	8-9	1 6 7	2 14	5 7 1 3	35							35
04	DeAndre Gholston	g	8-15	3-7	5-7	1 5 6	0 24	3 2 0 0	36							36
01	Devon Hancock		3-5	2-4	0-0	0 1 1	3 8	0 0 0 0	16							16
10	Kaleim Taylor		0-1	0-0	0-0	0 1 1	1 0	1 0 0 1	6							6
13	Courtney Brown Jr.		1-4	0-1	2-3	0 8 8	4 4	1 1 0 0	26							26
24	Josh Thomas		3-6	0-2	0-0	0 2 2	1 6	0 0 1 0	15							15
Team						1 1 2										
Totals			28-57	6-19	21-27	8 32 40	21 83	15 12 3 5	200							
FG % 1st Half: 10-30 33.3% 2nd half: 18-27 66.7% Game: 28-57 49.1%																
3FG % 1st Half: 4-13 30.8% 2nd half: 2-6 33.3% Game: 6-19 31.6%																
FT % 1st Half: 5-6 83.3% 2nd half: 16-21 76.2% Game: 21-27 77.8%																

IUPUI 76 • 4-7,3-7 Horizon

#	Player	Total		3-Ptr		Rebounds			PF	TP	A TO Blk Stl					Min
		FG-FGA	FG-FGA	FT-FTA	Off Def Tot	PF	TP	A TO Blk Stl								
32	GOSS, Elyjah	f	3-10	0-0	4-6	8 6 14	4 10	1 4 2 0	31							31
00	MINNETT, Jaylen	g	9-23	3-9	5-5	0 1 1	3 26	4 0 0 3	38							38
05	McCLURE, Nathan	g	1-3	1-3	6-6	1 3 4	3 9	0 0 0 1	28							28
10	DePERSIA, Mike	g	0-4	0-2	0-0	1 3 4	3 0	4 0 0 1	30							30
14	BURK, Marcus	g	5-18	3-9	6-6	0 4 4	4 19	2 2 0 0	39							39
02	HARVEY, Bobby		1-1	1-1	0-0	0 3 3	1 3	0 0 0 1	13							13
04	LaSTRAP, Bakari		0-1	0-0	0-0	0 0 0	0 0	0 0 0 0	1							1
12	SEAY, Azariah		1-4	1-3	1-2	1 0 1	2 4	1 0 0 0	11							11
23	GEORGIADIS, Dimitri		1-1	0-0	3-4	3 1 4	4 5	0 0 0 0	9							9
Team						1 3 4										
Totals			21-65	9-27	25-29	15 24 39	24 76	12 10 2 6	200							
FG % 1st Half: 11-30 36.7% 2nd half: 10-35 28.6% Game: 21-65 32.3%																
3FG % 1st Half: 5-14 35.7% 2nd half: 4-13 30.8% Game: 9-27 33.3%																
FT % 1st Half: 8-9 88.9% 2nd half: 17-20 85.0% Game: 25-29 86.2%																

Officials: Tariq Lucas,Jourdan Love,Dan Dorian
Technical fouls: Milwaukee-None. IUPUI-None.

Attendance:

Score by periods	1st	2nd	Total	Points MKE IUPUI	In Paint 28 32	Off T/O 8 14	2nd Chance 11 8	Fast Break 15 13	Bench 23 18
Milwaukee	29	54	83						
IUPUI	35	41	76						

Last FG - MKE 2nd-00:17, IUPUI 2nd-00:29.
Largest lead - MKE by 2nd-05:58, IUPUI by 13 1st-12:34.
MKE led for 10:59. IUPUI led for 26:55. Game was tied for 02:06.

Score tied - 2 times.
Lead changed - 3 times.

GAME #12 • IUPUI 80, GREEN BAY 71 (GREEN BAY, WISC. - KRESS CENTER)

IUPUI 80 • 5-7,4-7 Horizon

#	Player		Total		3-Ptr		Rebounds			PF	TP					Min
			FG-FGA	FG-FGA	FT-FTA	Off	Def	Tot	A			TO	Blk	Stl		
32	GOSS, Elyjah	f	5-8	0-0	5-8	2	9	11	3	15	0	4	0	0	38	
00	MINNETT, Jaylen	g	7-16	1-5	6-6	0	4	4	1	21	1	1	0	3	33	
05	McCLURE, Nathan	g	3-5	3-4	0-0	0	5	5	1	9	1	1	1	1	33	
10	DePERSIA, Mike	g	1-2	0-0	0-0	1	2	3	3	2	6	0	0	0	35	
14	BURK, Marcus	g	5-10	4-7	11-13	0	3	3	2	25	6	2	0	1	39	
02	HARVEY, Bobby		0-1	0-1	0-0	0	0	0	1	0	0	0	0	0	7	
04	LaSTRAP, Bakari		0-0	0-0	0-0	0	0	0	0	0	0	0	0	0	2	
12	SEAY, Azariah		3-9	2-3	0-0	1	0	1	2	8	1	0	0	0	11	
23	GEORGIADIS, Dimitri		0-1	0-0	0-0	0	0	0	1	0	0	0	0	0	2	
Team						2	5	7								
Totals			24-52	10-20	22-27	6	28	34	14	80	15	9	1	5	200	
FG % 1st Half:		13-31	41.9%	2nd half:	11-21	52.4%	Game:		24-52	46.2%					Deadball Rebounds 3	
3FG % 1st Half:		5-11	45.5%	2nd half:	5-9	55.6%	Game:		10-20	50.0%						
FT % 1st Half:		0-2	0.0%	2nd half:	22-25	88.0%	Game:		22-27	81.5%						